

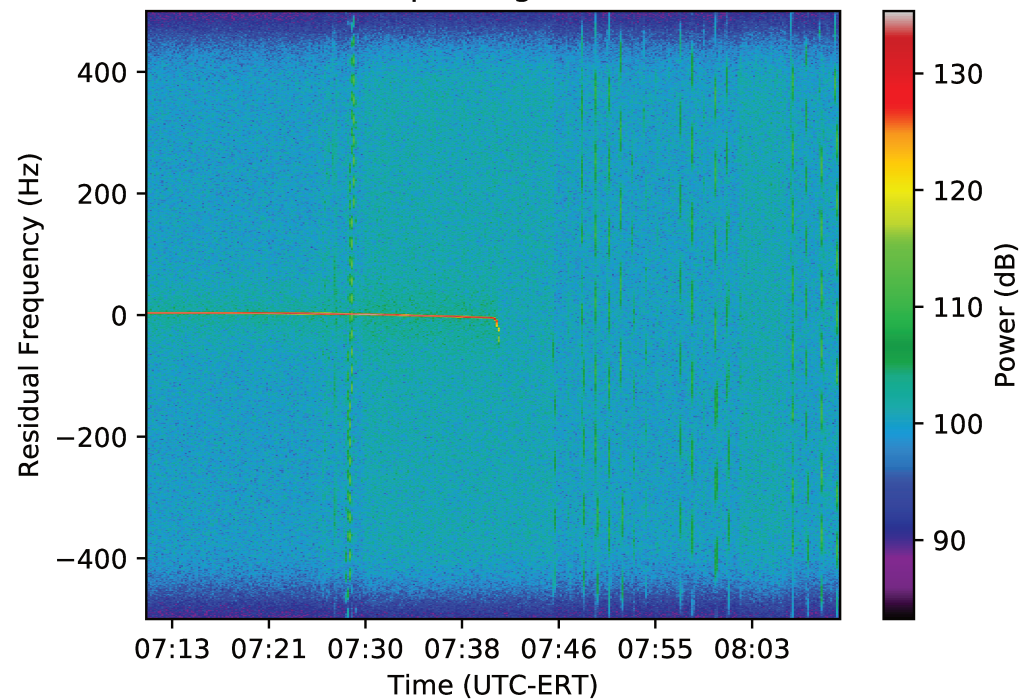
Plot Creation Date = 2025-114 06:08:02

Start Time = 2025-018 07:11:01.000  
 End Time = 2025-018 08:11:00.000  
 Pass Number = 0018  
 Spacecraft ID = 202  
 DSS ID = 26 (SPC 10)  
 RSR ID = 38 Sub 112 (OLR8 Subchannel 112)  
 Downlink Band = X-band  
 Uplink Band = X-band  
 Sampling Rate = 1000 Hz  
 Sampling Resolution = 16 bits

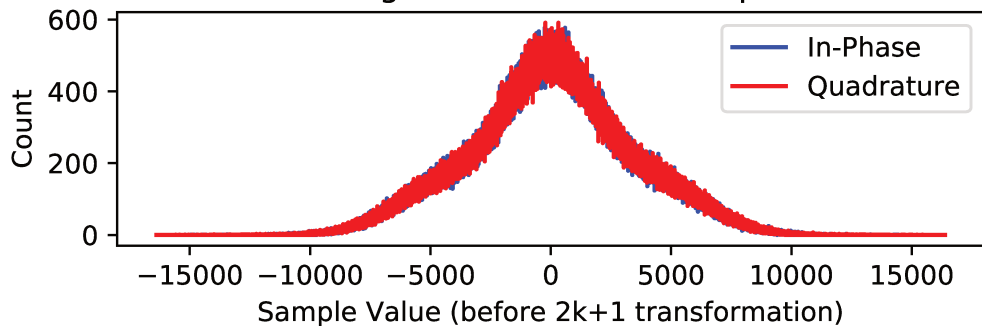
Integration settings used in plots:

FFTNA = 10  
 FFTNP = 1000  
 FFTZF = 4  
 Integration Time = 10.00 sec

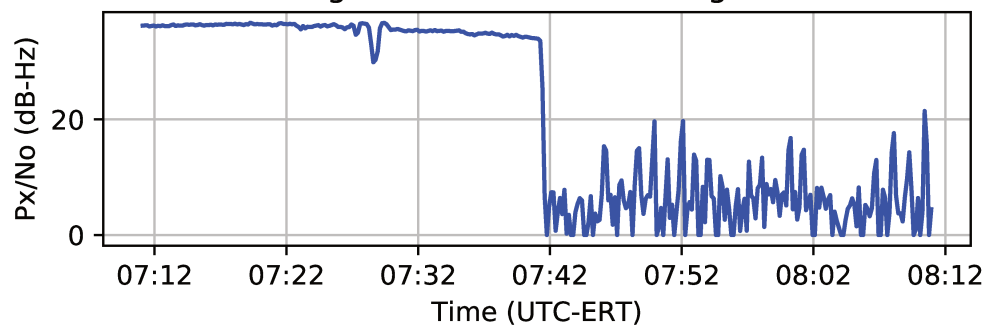
Spectrogram



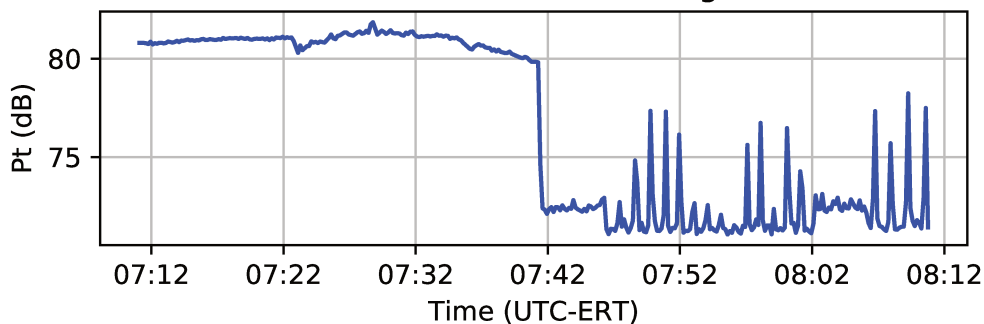
Histogram of 3600000 Samples



Signal-to-Noise of Peak Signal



Total Power in the Recording Band



Residual Frequency of Peak Signal

