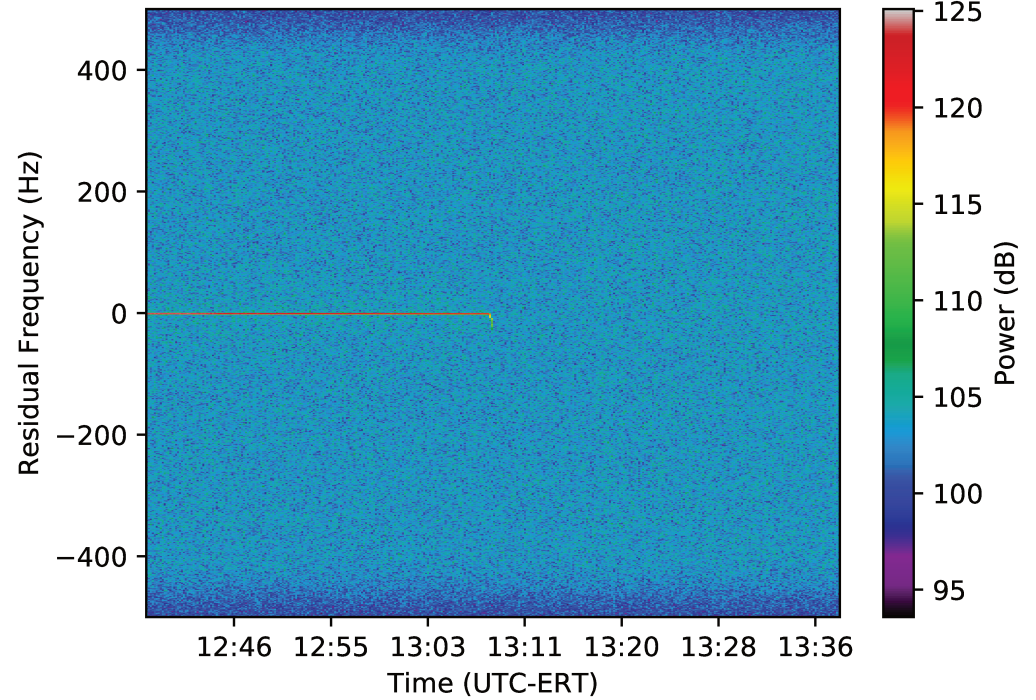


Plot Creation Date = 2024-024 05:51:37

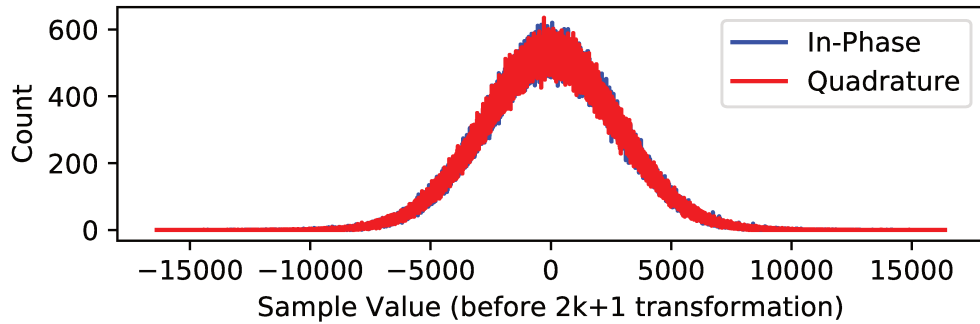
Start Time = 2023-276 12:39:02.000
End Time = 2023-276 13:39:00.000
Pass Number = 0276
Spacecraft ID = 202
DSS ID = 55 (SPC 60)
RSR ID = 38 Sub 112 (OLR8 Subchannel 112)
Downlink Band = X-band
Uplink Band = X-band
Sampling Rate = 1000 Hz
Sampling Resolution = 16 bits

Integration settings used in plots:
FFTNA = 10
FFTNP = 1000
FFTZF = 4
Integration Time = 10.00 sec

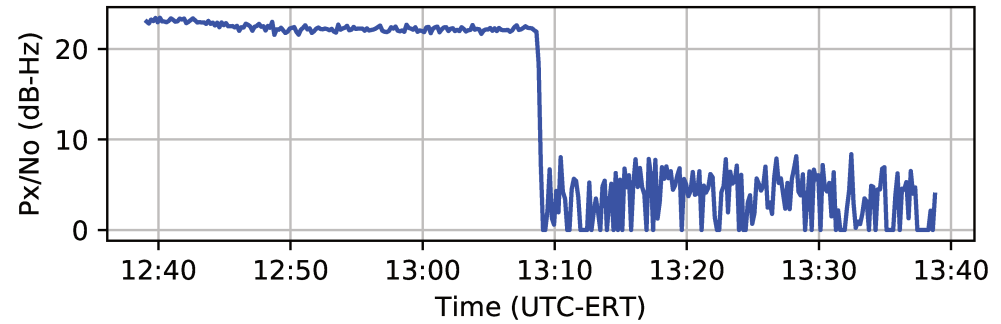
Spectrogram



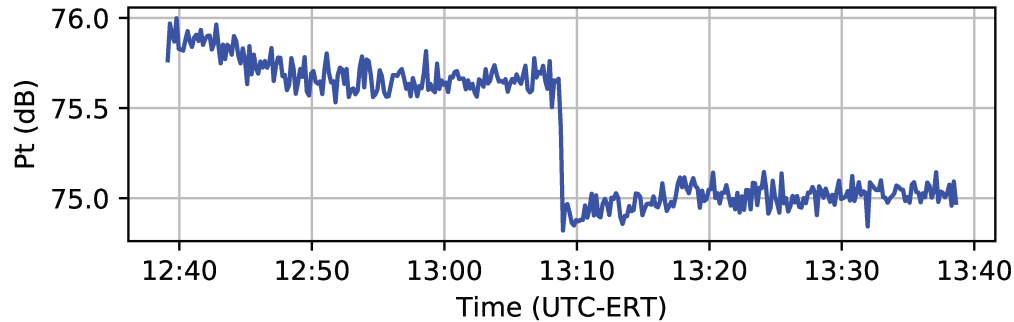
Histogram of 3599000 Samples



Signal-to-Noise of Peak Signal



Total Power in the Recording Band



Residual Frequency of Peak Signal

