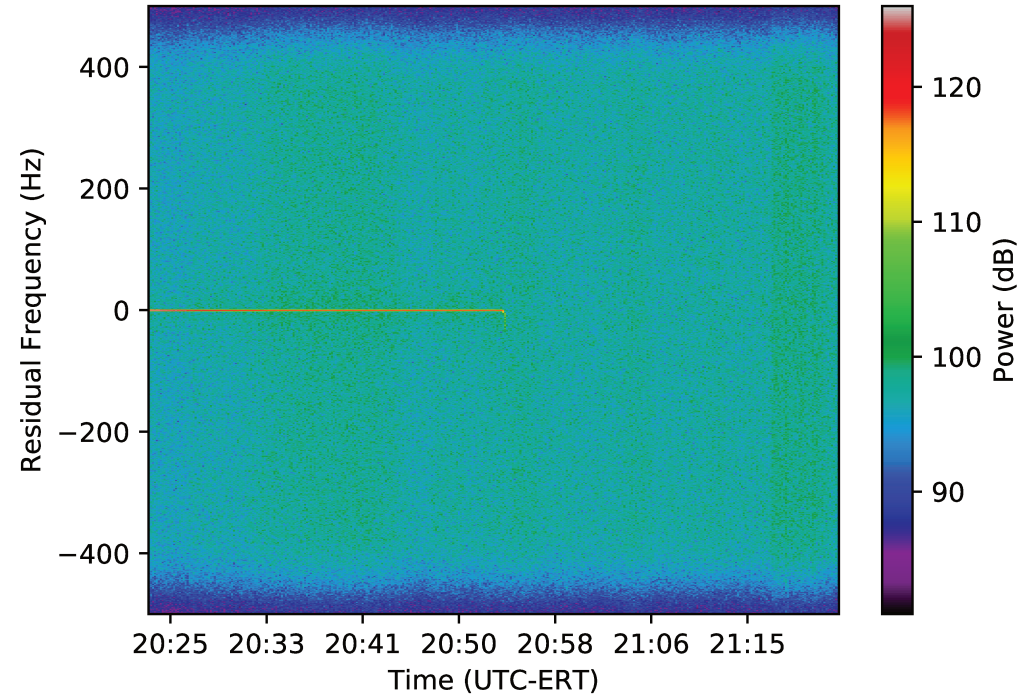


Plot Creation Date = 2023-294 23:00:11

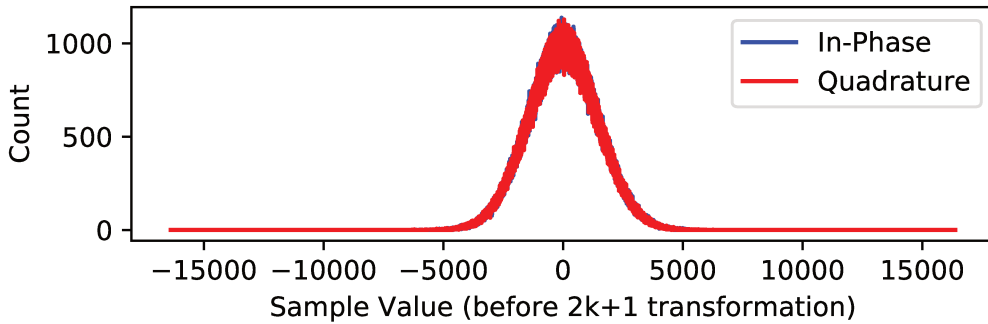
Start Time = 2023-152 20:23:01.000
End Time = 2023-152 21:23:00.000
Pass Number = 0152
Spacecraft ID = 202
DSS ID = 63 (SPC 60)
RSR ID = 34 Sub 80 (OLR4 Subchannel 80)
Downlink Band = X-band
Uplink Band = X-band
Sampling Rate = 1000 Hz
Sampling Resolution = 16 bits

Integration settings used in plots:
FFTNA = 10
FFTNP = 1000
FFTZF = 4
Integration Time = 10.00 sec

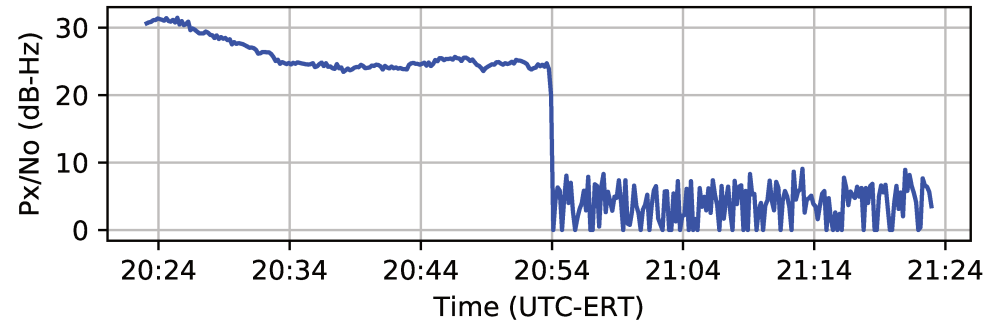
Spectrogram



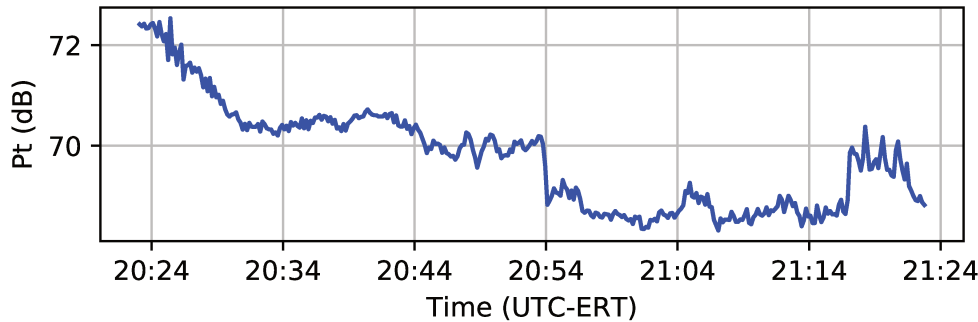
Histogram of 3600000 Samples



Signal-to-Noise of Peak Signal



Total Power in the Recording Band



Residual Frequency of Peak Signal

