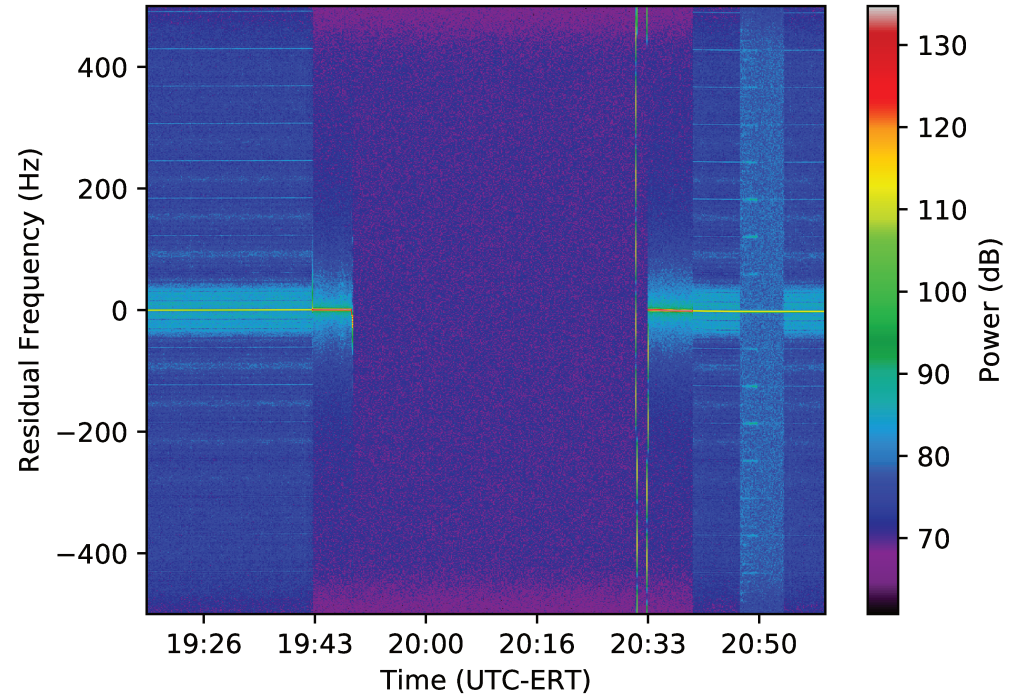


Plot Creation Date = 2023-294 22:58:38

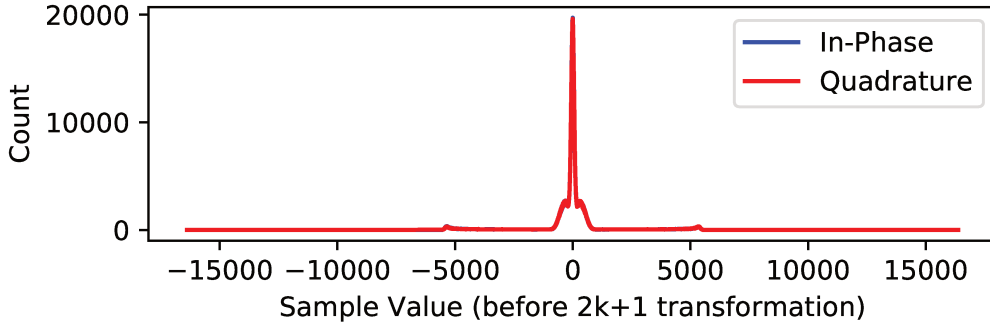
Start Time = 2023-149 19:18:01.000
End Time = 2023-149 21:00:00.000
Pass Number = 0149
Spacecraft ID = 202
DSS ID = 53 (SPC 60)
RSR ID = 33 Sub 16 (OLR3 Subchannel 16)
Downlink Band = X-band
Uplink Band = X-band
Sampling Rate = 1000 Hz
Sampling Resolution = 16 bits

Integration settings used in plots:
FFTNA = 10
FFTNP = 1000
FFTZF = 4
Integration Time = 10.00 sec

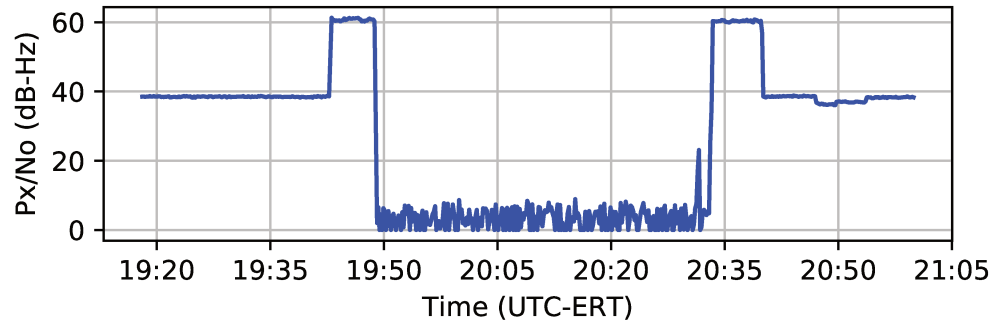
Spectrogram



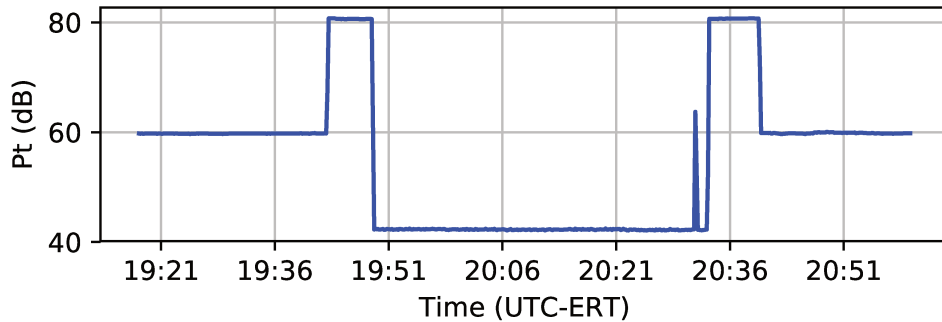
Histogram of 6120000 Samples



Signal-to-Noise of Peak Signal



Total Power in the Recording Band



Residual Frequency of Peak Signal

