

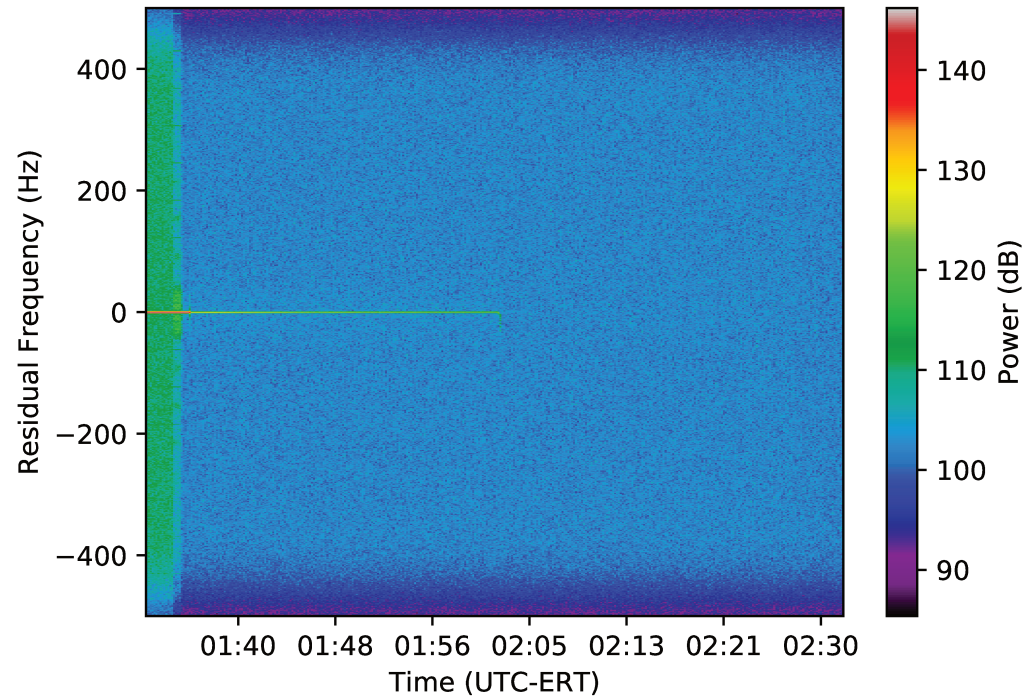
Plot Creation Date = 2023-294 22:56:38

Start Time = 2023-147 01:32:01.000
 End Time = 2023-147 02:32:00.000
 Pass Number = 0146
 Spacecraft ID = 202
 DSS ID = 25 (SPC 10)
 RSR ID = 38 Sub 112 (OLR8 Subchannel 112)
 Downlink Band = X-band
 Uplink Band = X-band
 Sampling Rate = 1000 Hz
 Sampling Resolution = 16 bits

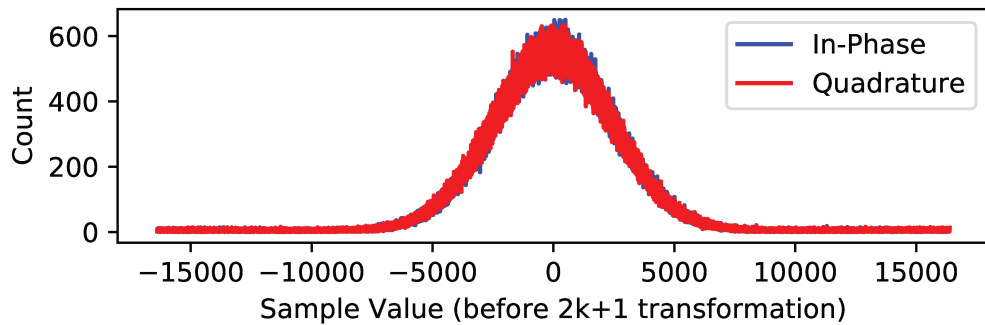
Integration settings used in plots:

FFTNA = 10
 FFTNP = 1000
 FFTZF = 4
 Integration Time = 10.00 sec

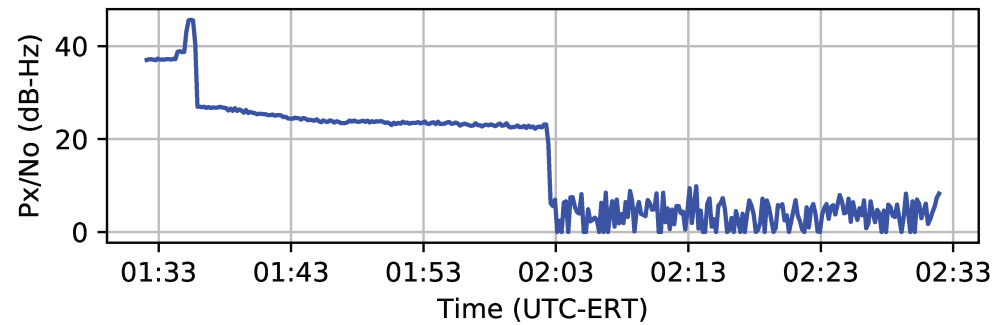
Spectrogram



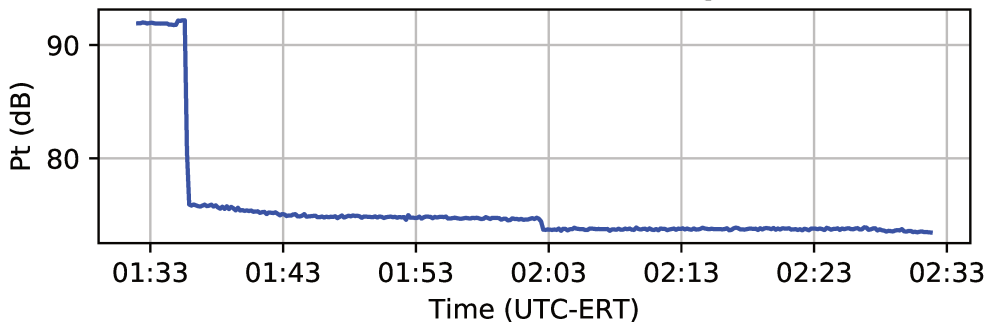
Histogram of 3600000 Samples



Signal-to-Noise of Peak Signal



Total Power in the Recording Band



Residual Frequency of Peak Signal

