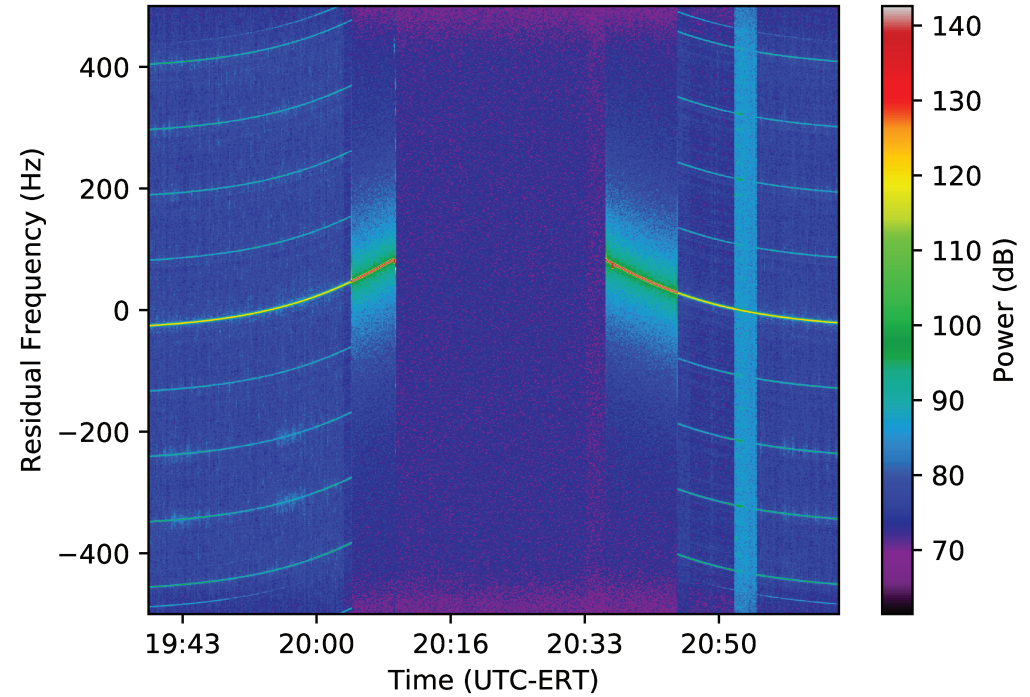


Plot Creation Date = 2023-108 06:20:30

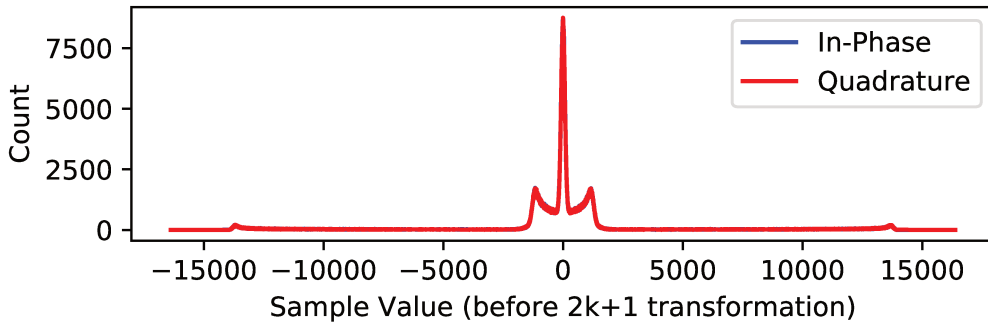
Start Time = 2023-044 19:39:01.000  
End Time = 2023-044 21:05:00.000  
Pass Number = 0044  
Spacecraft ID = 202  
DSS ID = 53 (SPC 60)  
RSR ID = 36 Sub 96 (OLR6 Subchannel 96)  
Downlink Band = X-band  
Uplink Band = X-band  
Sampling Rate = 1000 Hz  
Sampling Resolution = 16 bits

Integration settings used in plots:  
FFTNA = 10  
FFTNP = 1000  
FFTZF = 4  
Integration Time = 10.00 sec

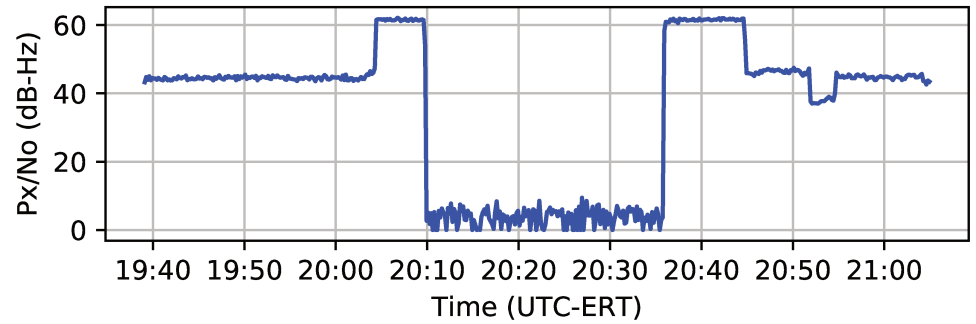
Spectrogram



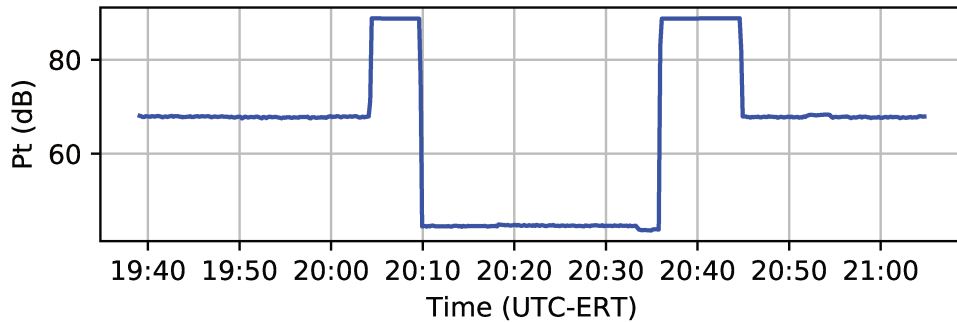
Histogram of 5160000 Samples



Signal-to-Noise of Peak Signal



Total Power in the Recording Band



Residual Frequency of Peak Signal

