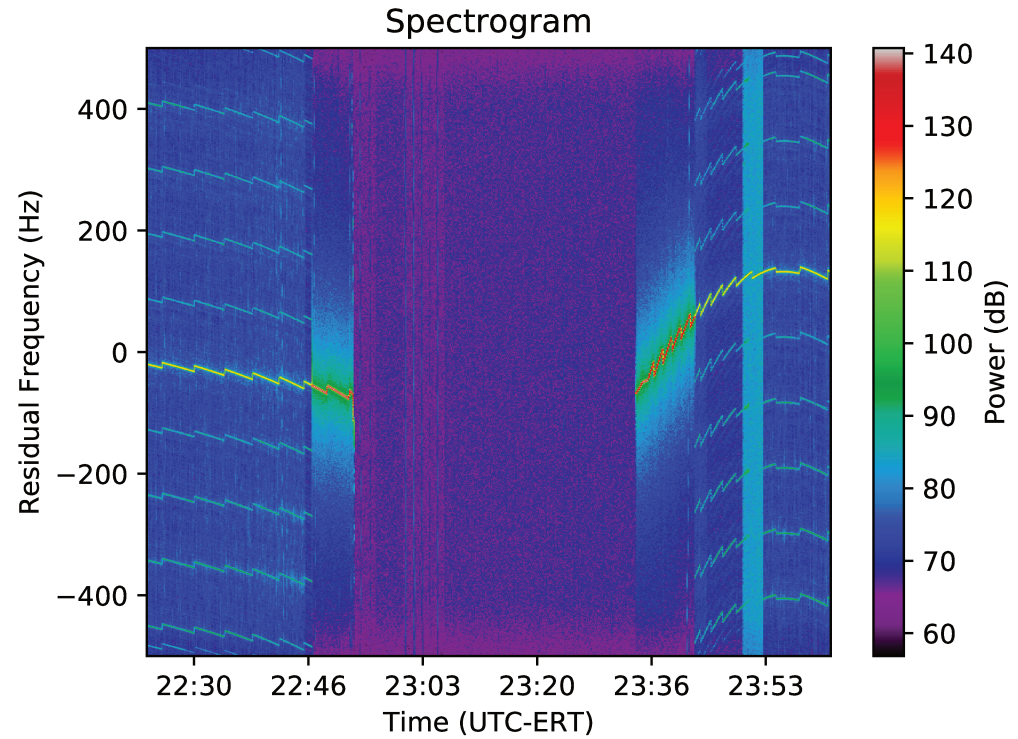


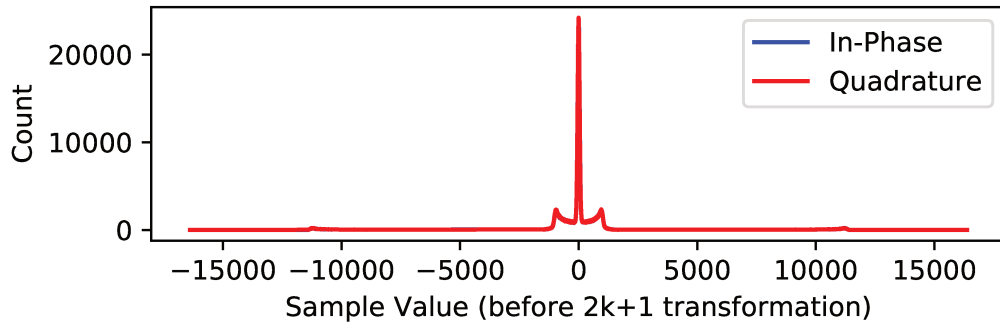
Plot Creation Date = 2023-108 05:47:01

Start Time = 2022-346 22:23:02.000
 End Time = 2022-347 00:03:00.000
 Pass Number = 0346
 Spacecraft ID = 202
 DSS ID = 56 (SPC 60)
 RSR ID = 35 Sub 32 (OLR5 Subchannel 32)
 Downlink Band = X-band
 Uplink Band = X-band
 Sampling Rate = 1000 Hz
 Sampling Resolution = 16 bits

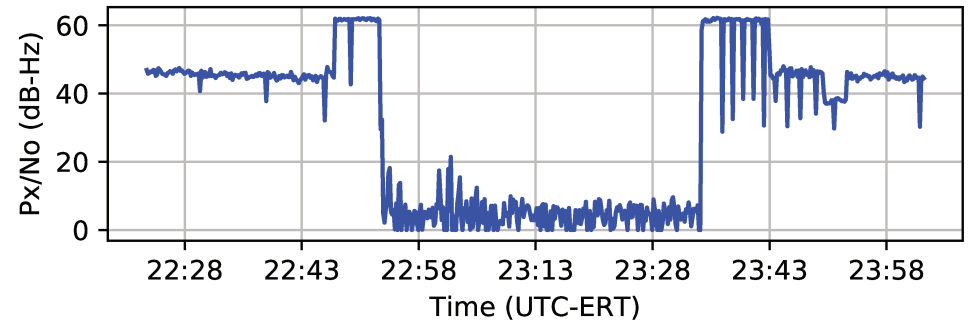
Integration settings used in plots:
 FFTNA = 10
 FFTNP = 1000
 FFTZF = 4
 Integration Time = 10.00 sec



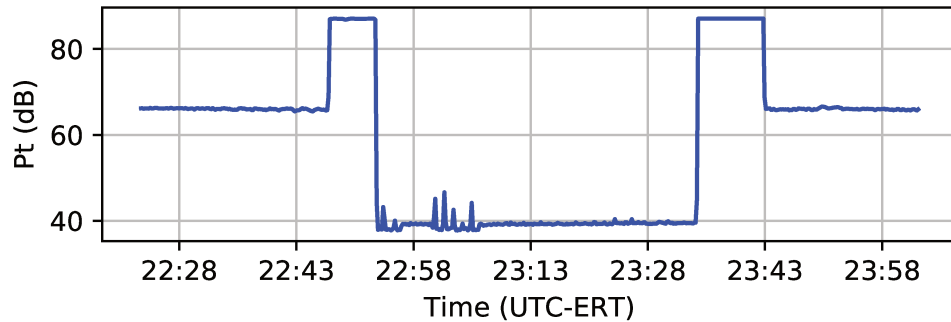
Histogram of 5999000 Samples



Signal-to-Noise of Peak Signal



Total Power in the Recording Band



Residual Frequency of Peak Signal

