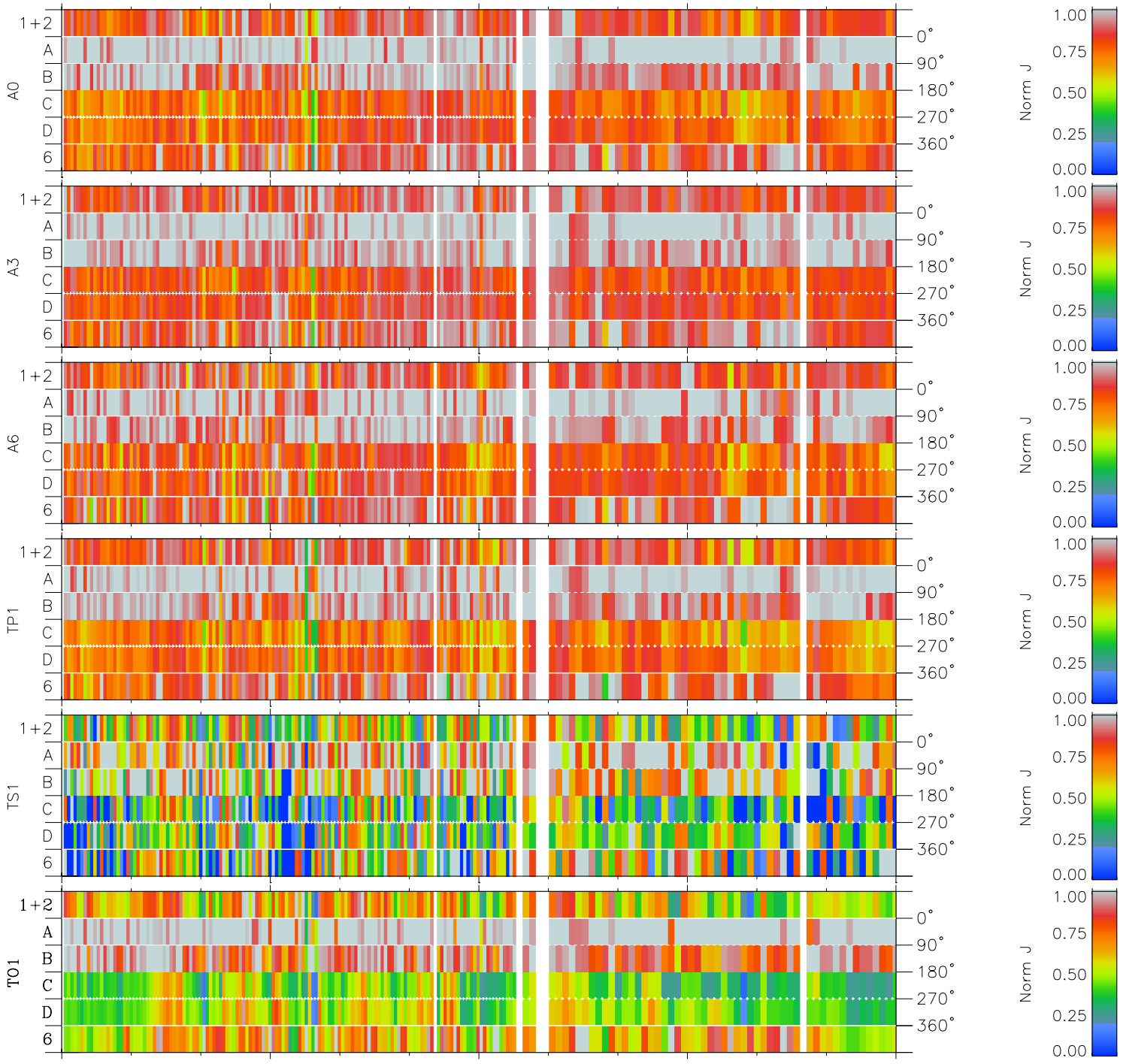
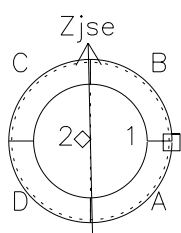
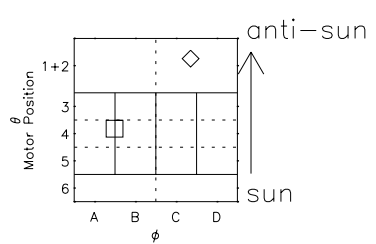


Galileo EPD Real Time Azimuth Anisotropies 02019

Software Version: RTAZIM_NORM V 1.20
 Data Production: 23-00-02
 Plot Production: Thu Jan 24 01:37:39 2002
 Color File: wondr3
 Geofactor File: 1.1



00:00:00 2002-019	19-06	19-12	19-18	00:00:00 2002-020	
+	+	+	+	+	X JSE(R _j)
22.16	25.44	28.48	31.31	33.98	Y JSE(R _j)
-3.80	-2.48	-1.14	0.21	1.55	Z JSE(R _j)
-0.60	-0.63	-0.66	-0.68	-0.70	



- ◇ = Jupiter look direction
- = Corotation look direction