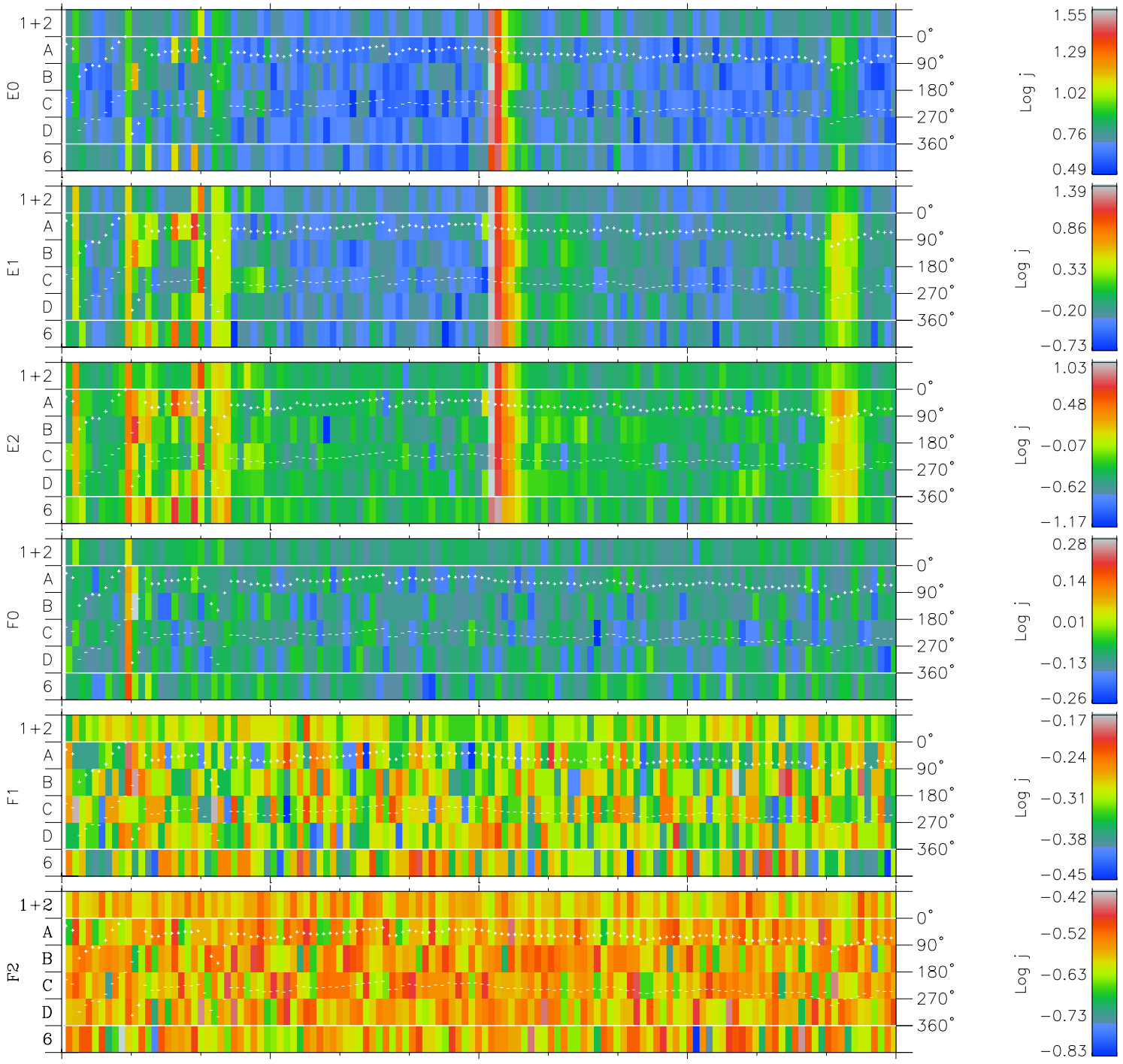
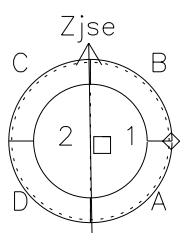
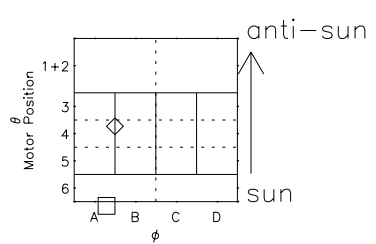


# Galileo EPD Real Time Azimuth Anisotropies 01019

Software Version: RTAZIM\_FLUX V 1.20  
Data Production: 18-05-01  
Plot Production: Mon Sep 17 23:41:30 2001  
Color File: wondr3  
Geofactor File: 1.1



00:00:00 2001-019	19-06	19-12	19-18	00:00:00 2001-020	
+	+	+	+	+	X JSE( $R_j$ )
41.64	41.63	41.61	41.59	41.57	Y JSE( $R_j$ )
129.56	130.51	131.44	132.37	133.29	Z JSE( $R_j$ )
2.49	2.53	2.57	2.61	2.64	



◇ = Jupiter look direction  
□ = Corotation look direction