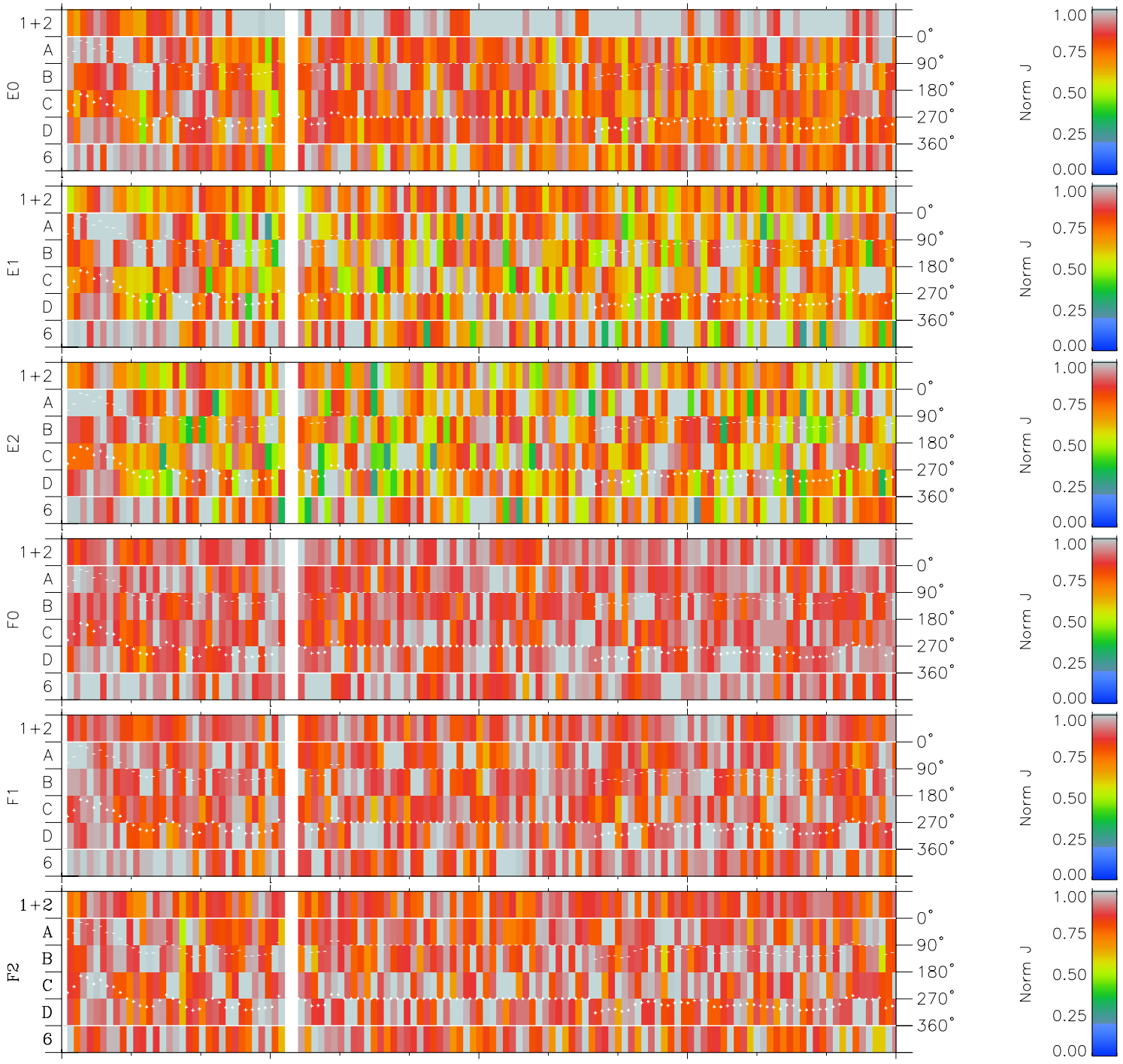
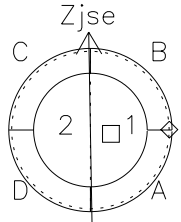
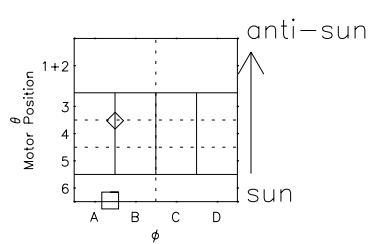


Galileo EPD Real Time Azimuth Anisotropies 01011

Software Version: RTAZIM_NORM V 1.20
 Data Production: 18-05-01
 Plot Production: Mon Sep 17 22:38:31 2001
 Color File: wondr3
 Geofactor File: 1.1



00:00:00 2001-011	11-06	11-12	11-18	00:00:00 2001-012	
+	+	+	+	+	
40.71	40.80	40.88	40.95	41.02	X $JSE(R_j)$
94.22	95.51	96.78	98.03	99.28	Y $JSE(R_j)$
1.17	1.22	1.26	1.30	1.35	Z $JSE(R_j)$



- ◇ = Jupiter look direction
- = Corotation look direction