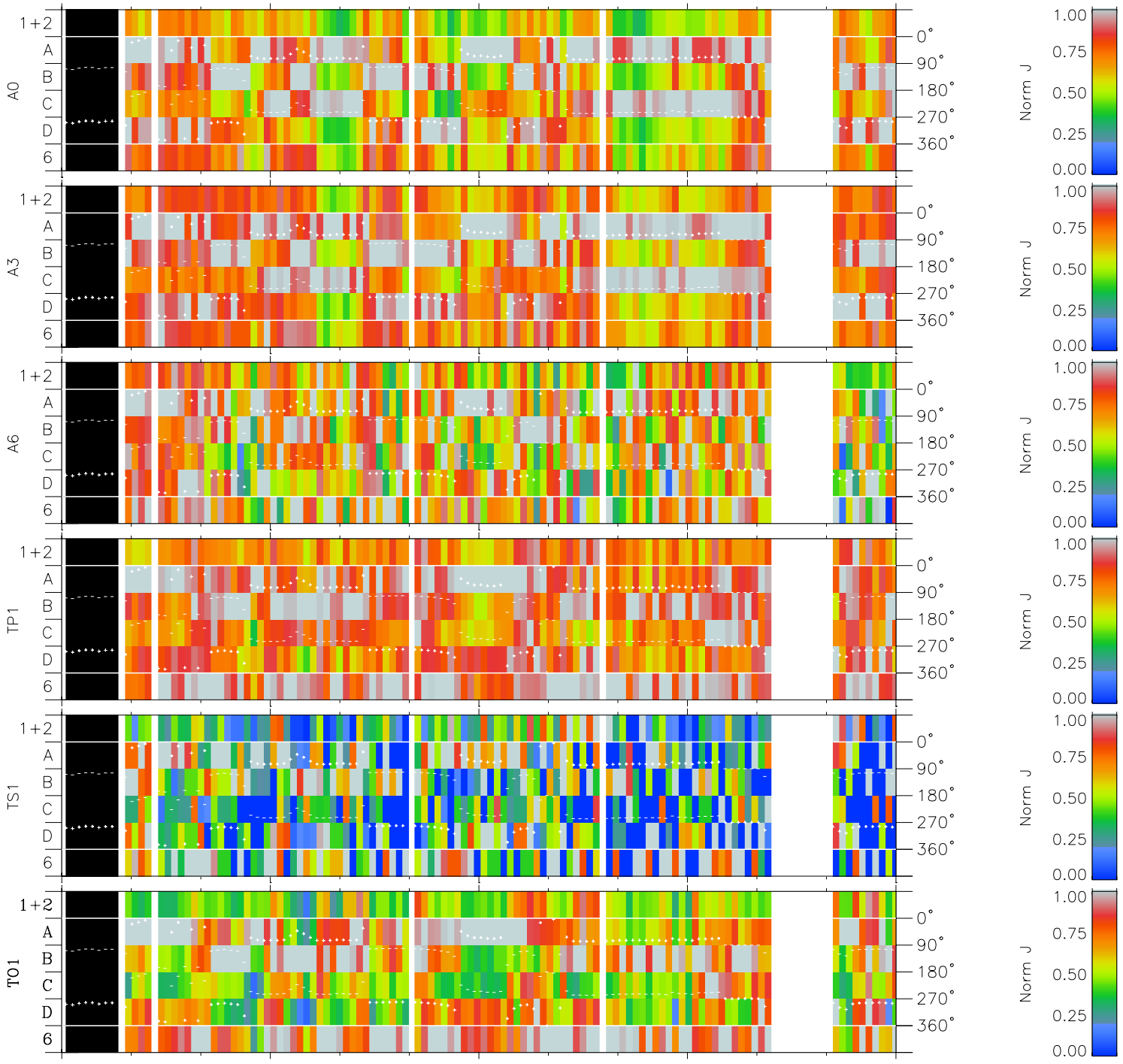
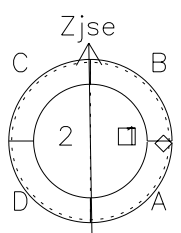
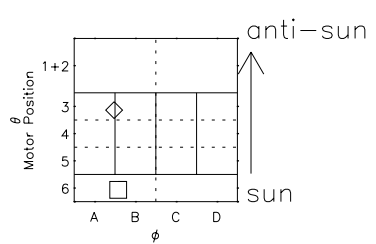


Galileo EPD Real Time Azimuth Anisotropies 01003

Software Version: RTAZIM_NORM V 1.20
Data Production: 18-05-01
Plot Production: Mon Sep 17 21:34:37 2001
Color File: wondr3
Geofactor File: 1.1



00:00:00 2001-003	3-06	3-12	3-18	00:00:00 2001-004	
+	+	+	+	+	
33.32	33.80	34.25	34.68	35.08	X $JSE(R_j)$
42.94	44.97	46.97	48.92	50.84	Y $JSE(R_j)$
-0.30	-0.26	-0.21	-0.16	-0.12	Z $JSE(R_j)$



- ◇ = Jupiter look direction
- = Corotation look direction