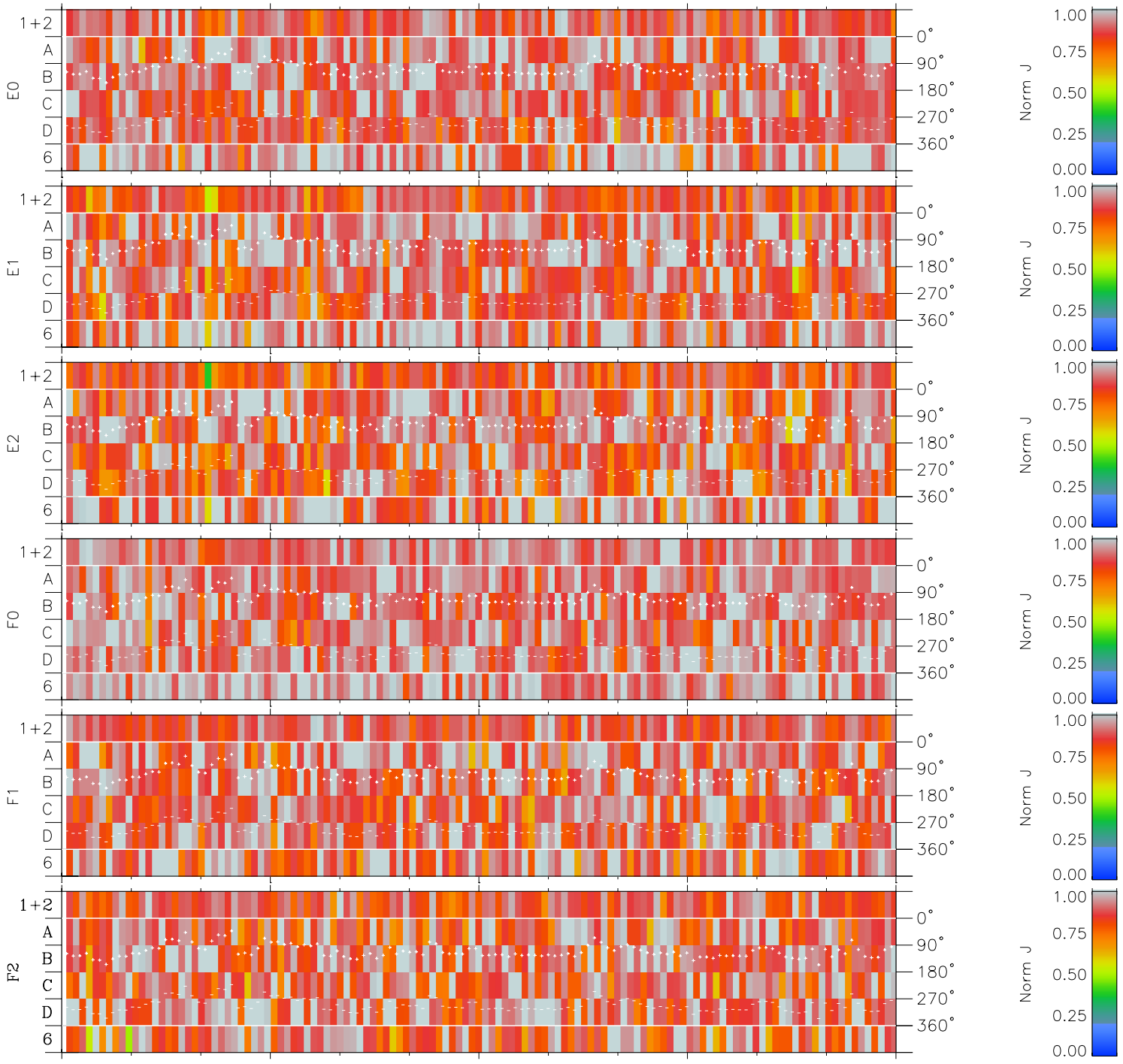
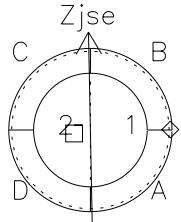
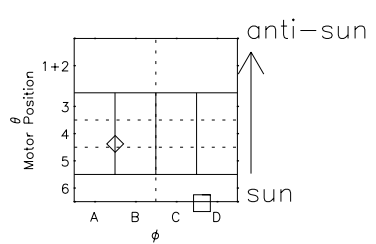


Galileo EPD Real Time Azimuth Anisotropies 00329

Software Version: RTAZIM_NORM V 1.20
 Data Production: 18-05-01
 Plot Production: Mon Sep 17 16:10:18 2001
 Color File: wondr3
 Geofactor File: 1.1



00:00:00 2000-329	329-06	329-12	329-18	00:00:00 2000-330	
+	+	+	+	+	X JSE(R _j)
-51.89	-51.86	-51.84	-51.81	-51.79	Y JSE(R _j)
185.82	185.07	184.31	183.55	182.78	Z JSE(R _j)
2.92	2.93	2.93	2.93	2.93	



- ◇ = Jupiter look direction
- = Corotation look direction