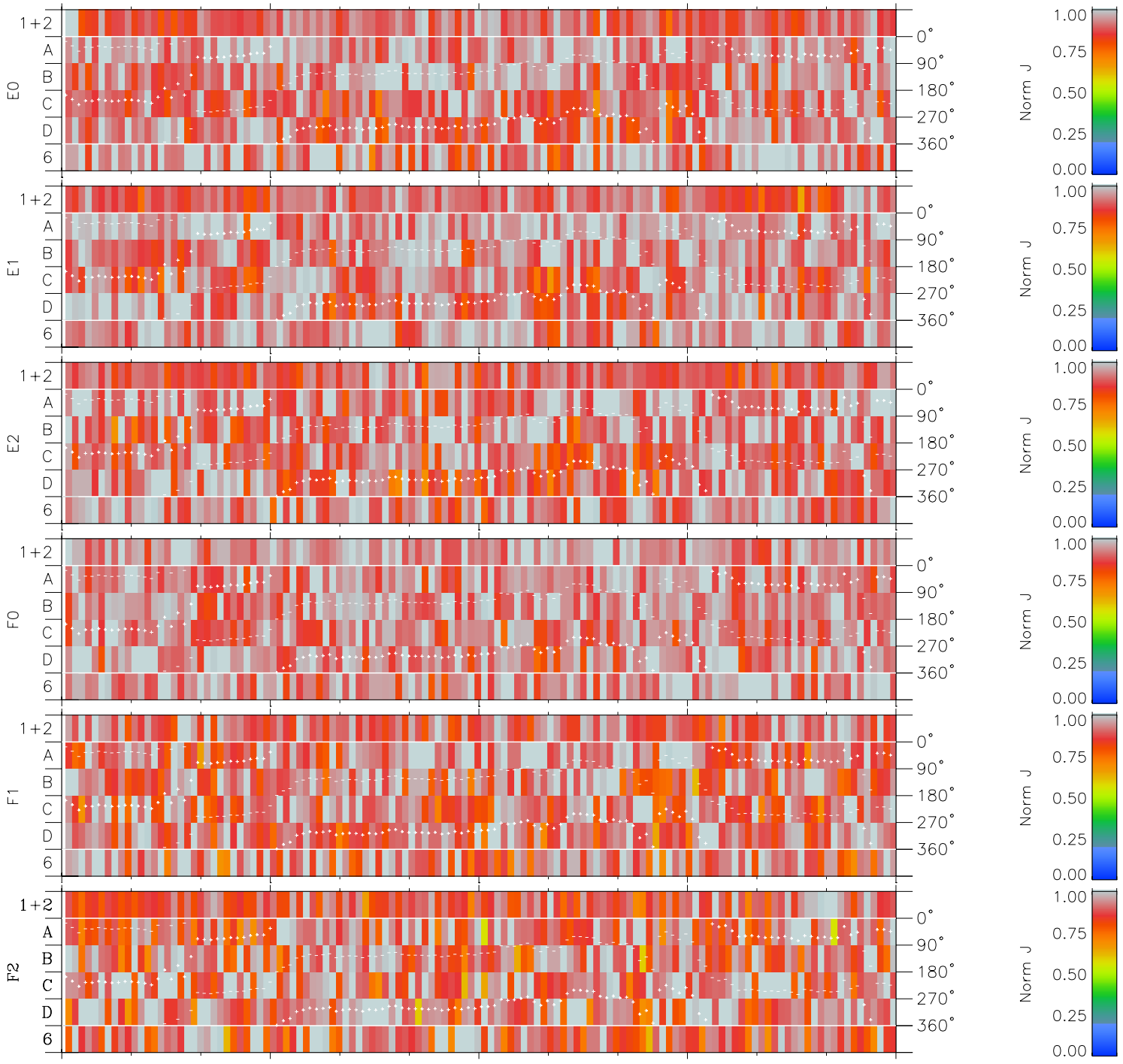
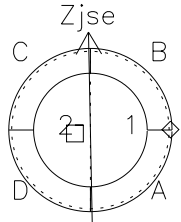
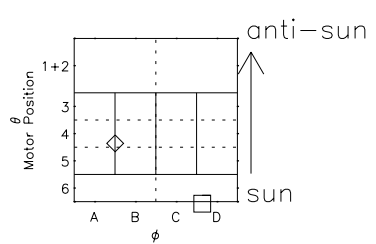


Galileo EPD Real Time Azimuth Anisotropies 00327

Software Version: RTAZIM_NORM V 1.20
 Data Production: 18-05-01
 Plot Production: Mon Sep 17 15:53:58 2001
 Color File: wondr3
 Geofactor File: 1.1



00:00:00 2000-327	327-06	327-12	327-18	00:00:00 2000-328	
+	+	+	+	+	X JSE(R _j)
-52.06	-52.04	-52.02	-52.00	-51.98	Y JSE(R _j)
191.69	190.97	190.25	189.52	188.79	Z JSE(R _j)
2.90	2.90	2.91	2.91	2.91	



- ◇ = Jupiter look direction
- = Corotation look direction