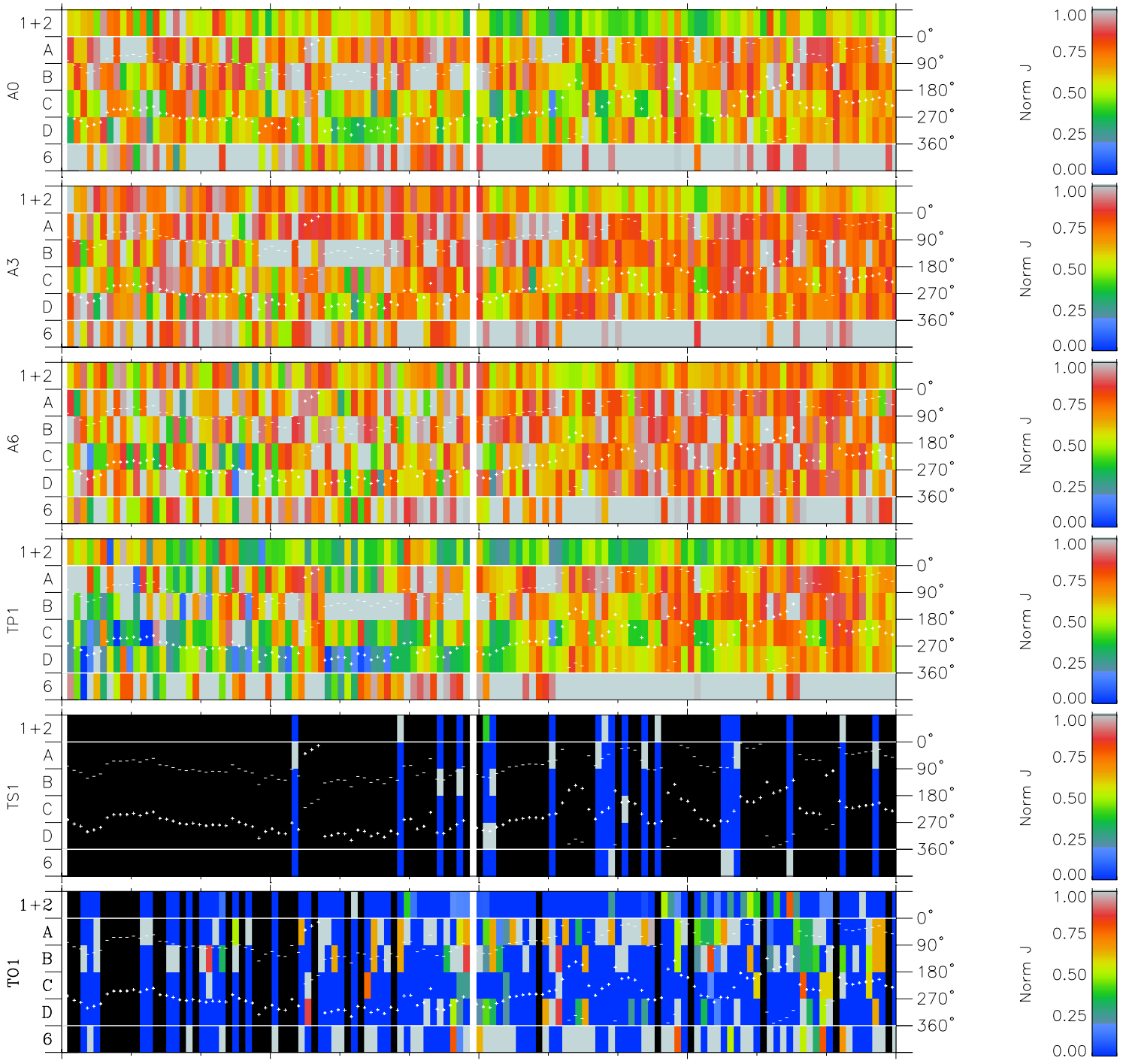
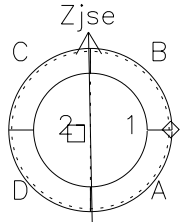
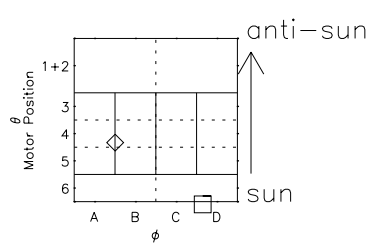


# Galileo EPD Real Time Azimuth Anisotropies 00324

Software Version: RTAZIM\_NORM V 1.20  
Data Production: 18-05-01  
Plot Production: Mon Sep 17 15:29:12 2001  
Color File: wondr3  
Geofactor File: 1.1



00:00:00 2000-324	324-06	324-12	324-18	00:00:00 2000-325	
+	+	+	+	+	X $JSE(R_j)$
-52.26	-52.24	-52.23	-52.21	-52.20	Y $JSE(R_j)$
200.02	199.35	198.67	197.99	197.31	Z $JSE(R_j)$
2.86	2.86	2.87	2.87	2.87	



- ◇ = Jupiter look direction
- = Corotation look direction