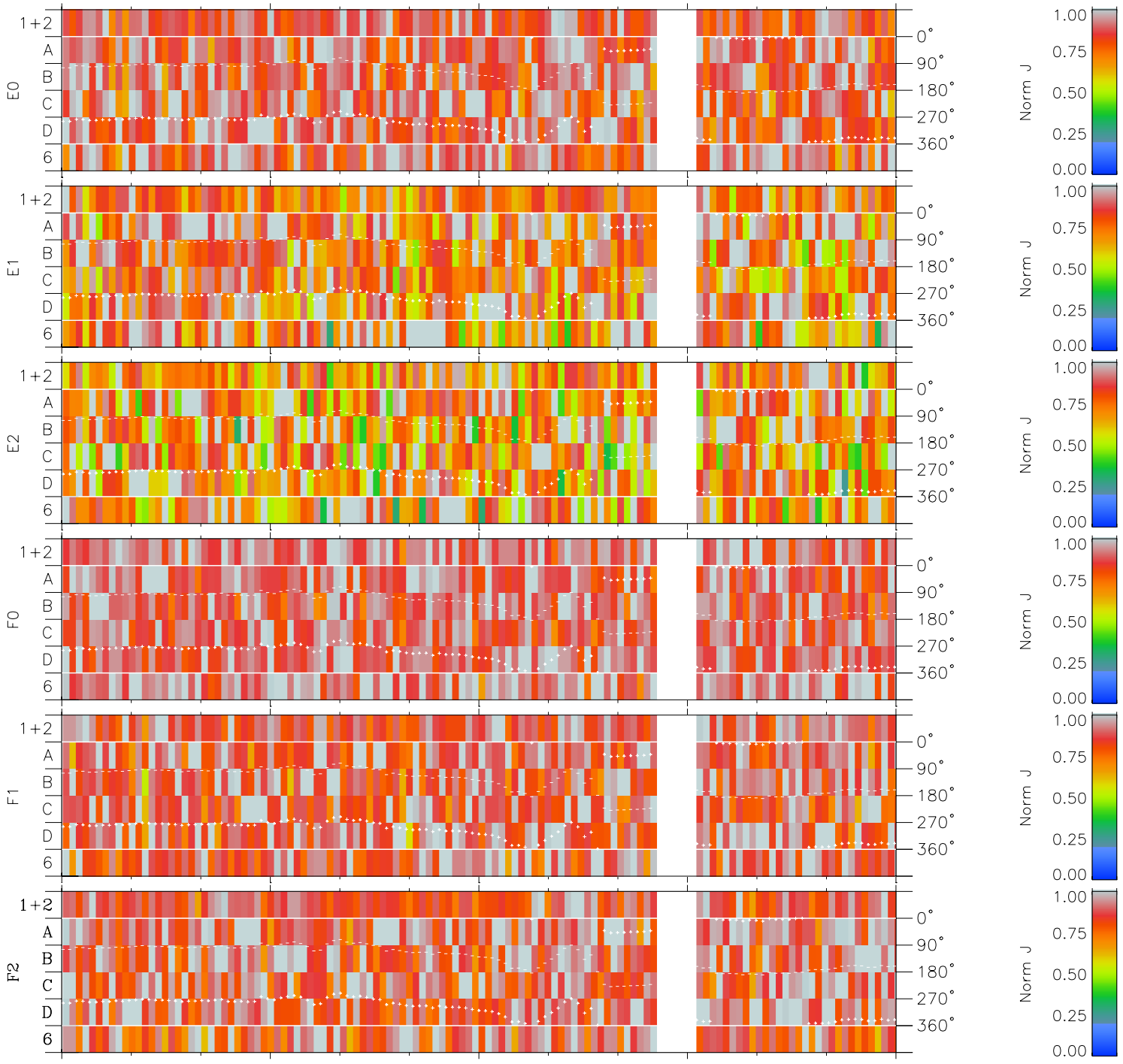
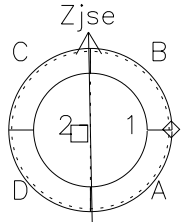
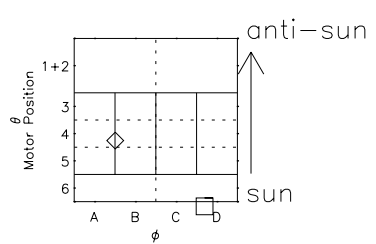


Galileo EPD Real Time Azimuth Anisotropies 00314

Software Version: RTAZIM_NORM V 1.20
Data Production: 18-05-01
Plot Production: Mon Sep 17 14:15:18 2001
Color File: wondr3
Geofactor File: 1.1



00:00:00 2000-314	314-06	314-12	314-18	00:00:00 2000-315	
+	+	+	+	+	X JSE(R _j)
-52.55	-52.55	-52.54	-52.54	-52.54	Y JSE(R _j)
224.17	223.63	223.08	222.54	221.98	Z JSE(R _j)
2.68	2.68	2.69	2.69	2.70	



- ◇ = Jupiter look direction
- = Corotation look direction