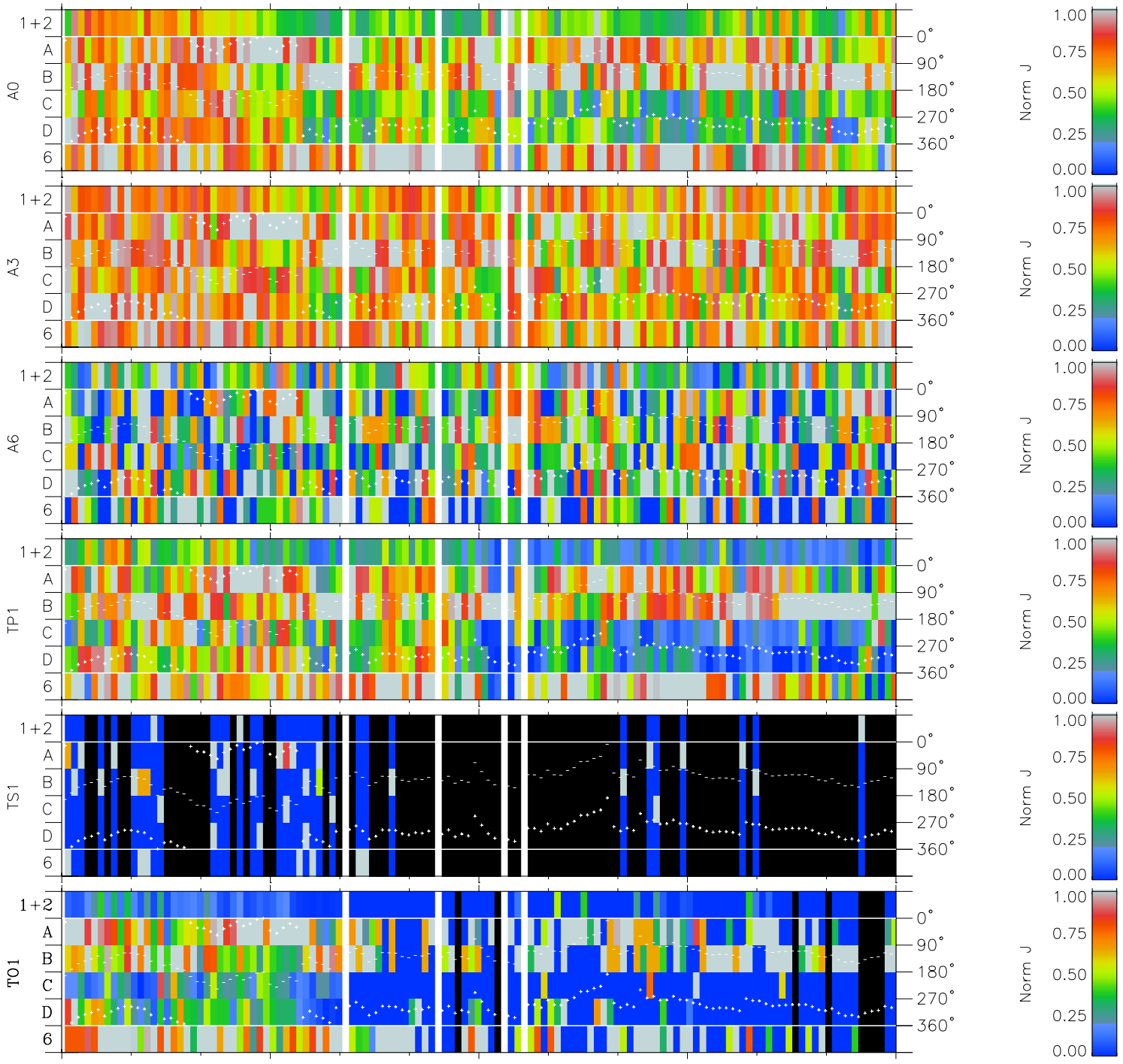
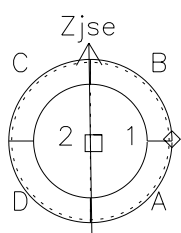
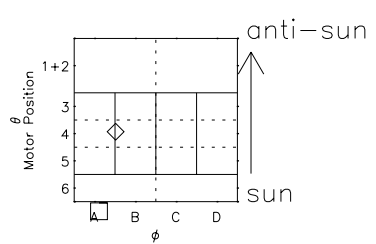


# Galileo EPD Real Time Azimuth Anisotropies 00164

Software Version: RTAZIM\_NORM V 1.20  
 Data Production: 10-03-01  
 Plot Production: Mon Sep 17 12:18:14 2001  
 Color File: wondr3  
 Geofactor File: 1.1



00:00:00 2000-164	164-06	164-12	164-18	00:00:00 2000-165	
+	+	+	+	+	X $JSE(R_j)$
-0.24	-0.50	-0.75	-1.00	-1.25	Y $JSE(R_j)$
148.27	149.27	150.26	151.24	152.22	Z $JSE(R_j)$
-1.25	-1.24	-1.23	-1.22	-1.21	



- ◇ = Jupiter look direction
- = Corotation look direction