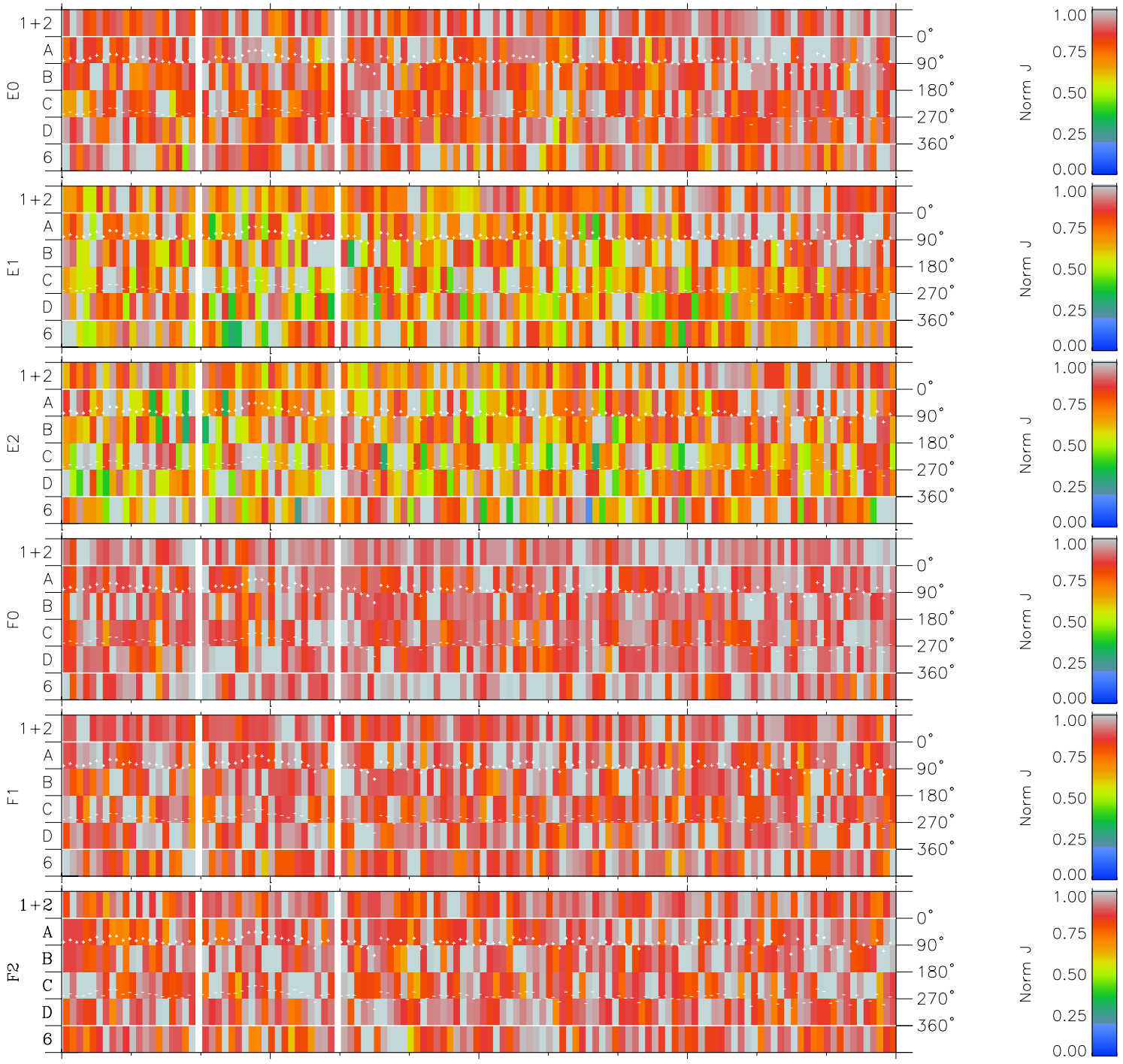
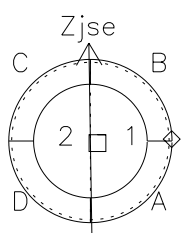
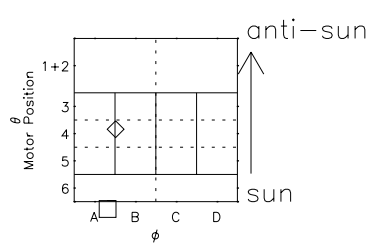


Galileo EPD Real Time Azimuth Anisotropies 00159

Software Version: RTAZIM_NORM V 1.20
Data Production: 10-03-01
Plot Production: Mon Sep 17 11:40:57 2001
Color File: wondr3
Geofactor File: 1.1



00:00:00 2000-159	159-06	159-12	159-18	00:00:00 2000-160	
+	+	+	+	+	
4.96	4.69	4.43	4.16	3.90	X $JSE(R_j)$
126.65	127.82	128.97	130.12	131.25	Y $JSE(R_j)$
-1.38	-1.37	-1.37	-1.36	-1.35	Z $JSE(R_j)$



- ◇ = Jupiter look direction
- = Corotation look direction