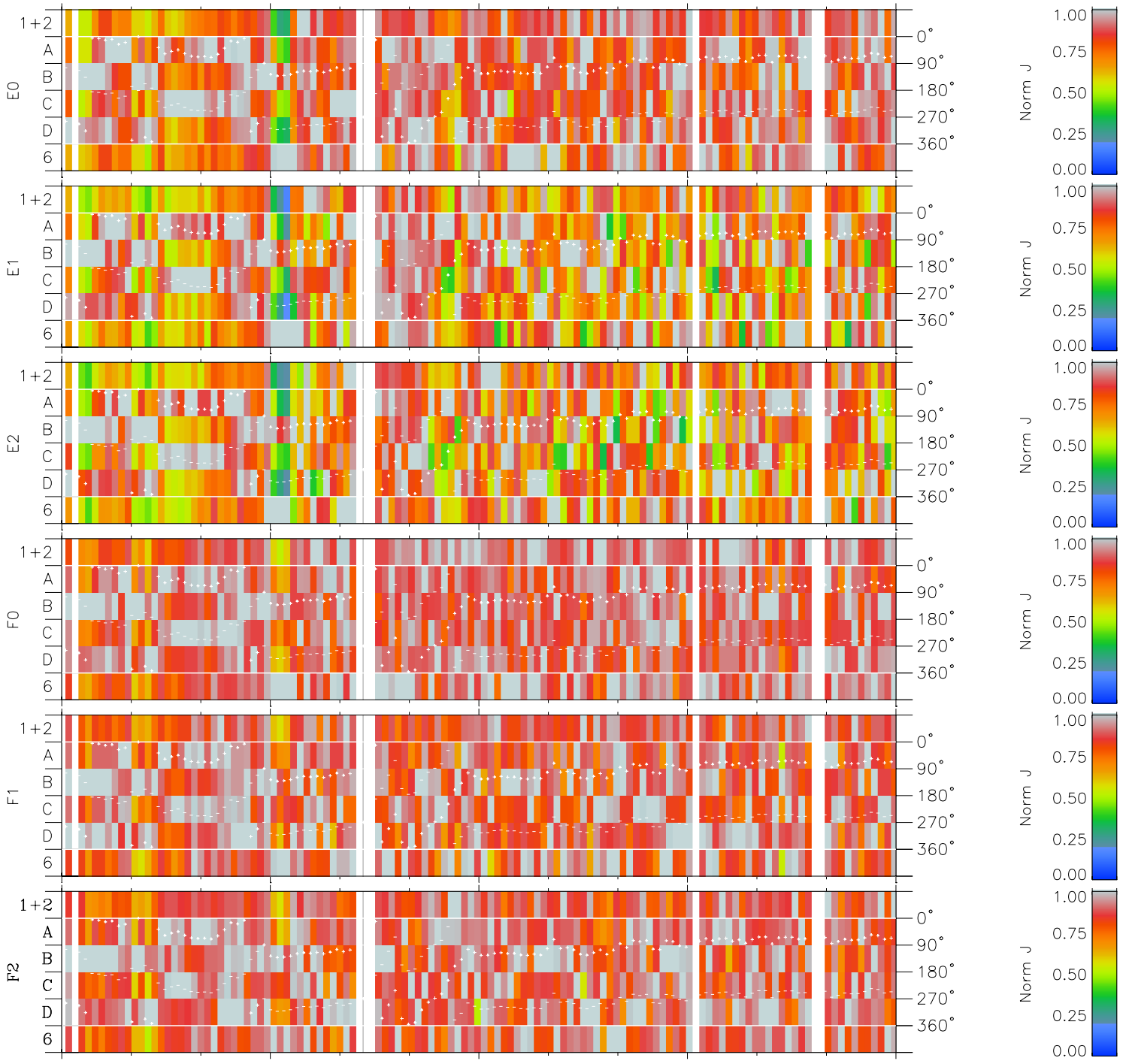
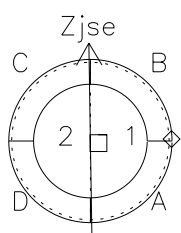
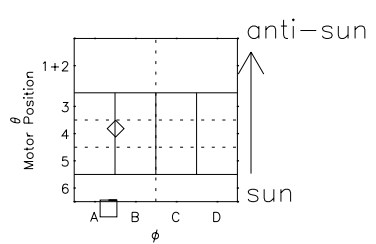


Galileo EPD Real Time Azimuth Anisotropies 00158

Software Version: RTAZIM_NORM V 1.20
Data Production: 10-03-01
Plot Production: Mon Sep 17 11:33:36 2001
Color File: wondr3
Geofactor File: 1.1



00:00:00 2000-158	158-06	158-12	158-18	00:00:00 2000-159	
+	+	+	+	+	
6.03	5.76	5.49	5.22	4.96	X $JSE(R_j)$
121.90	123.10	124.30	125.48	126.65	Y $JSE(R_j)$
-1.40	-1.39	-1.39	-1.38	-1.38	Z $JSE(R_j)$



- ◇ = Jupiter look direction
- = Corotation look direction