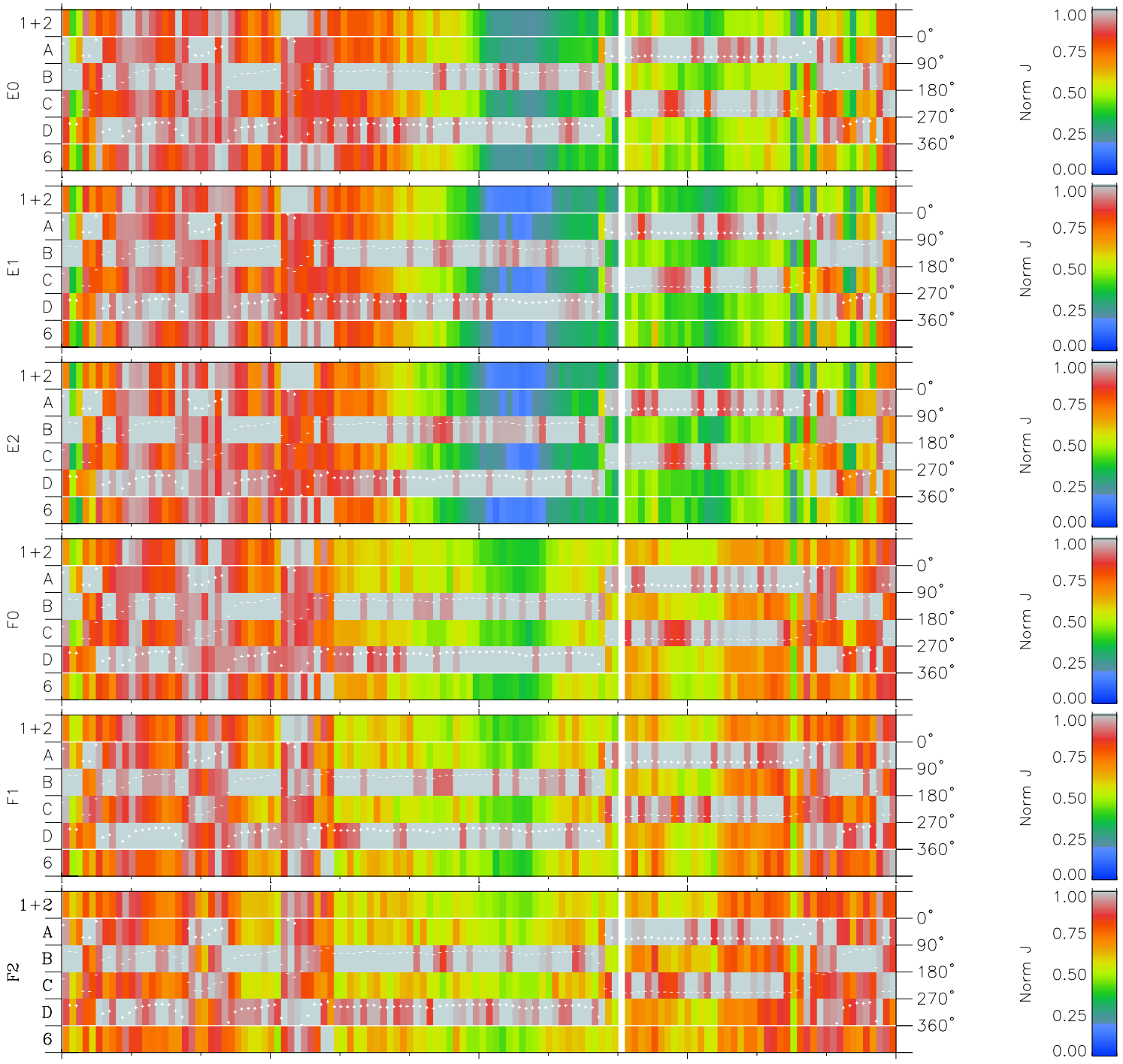
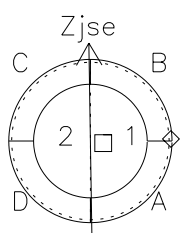
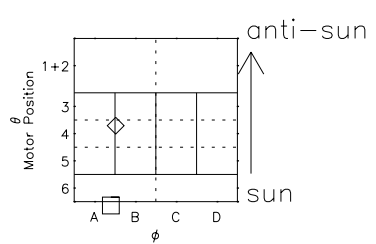


# Galileo EPD Real Time Azimuth Anisotropies 00154

Software Version: RTAZIM\_NORM V 1.20  
Data Production: 10-03-01  
Plot Production: Mon Sep 17 11:03:55 2001  
Color File: wondr3  
Geofactor File: 1.1



| 00:00:00<br>2000-154 | 154-06 | 154-12 | 154-18 | 00:00:00<br>2000-155 |              |
|----------------------|--------|--------|--------|----------------------|--------------|
| +                    | +      | +      | +      | +                    |              |
| 10.34                | 10.07  | 9.80   | 9.53   | 9.26                 | X $JSE(R_j)$ |
| 101.01               | 102.41 | 103.80 | 105.18 | 106.54               | Y $JSE(R_j)$ |
| -1.46                | -1.46  | -1.46  | -1.45  | -1.45                | Z $JSE(R_j)$ |



- ◇ = Jupiter look direction
- = Corotation look direction