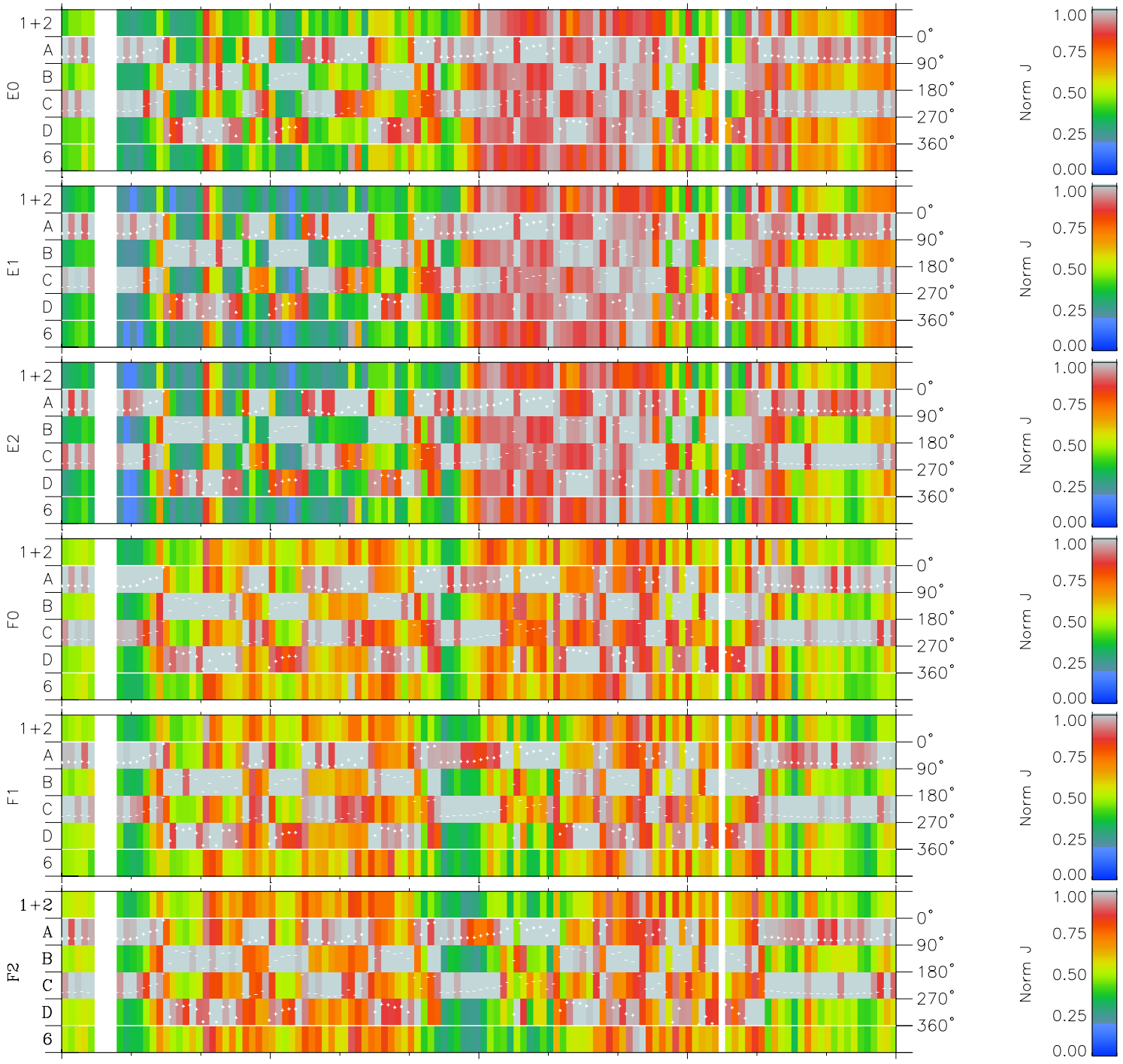
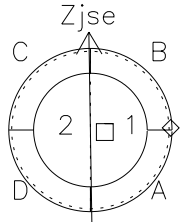
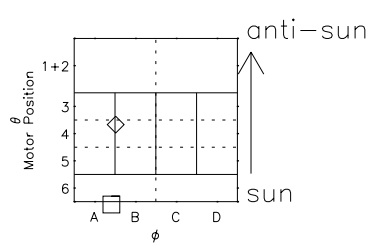


Galileo EPD Real Time Azimuth Anisotropies 00153

Software Version: RTAZIM_NORM V 1.20
Data Production: 10-03-01
Plot Production: Mon Sep 17 10:56:25 2001
Color File: wondr3
Geofactor File: 1.1



00:00:00 2000-153	153-06	153-12	153-18	00:00:00 2000-154	
+	+	+	+	+	
11.41	11.15	10.88	10.61	10.34	X $JSE(R_j)$
95.22	96.69	98.15	99.58	101.01	Y $JSE(R_j)$
-1.47	-1.47	-1.47	-1.47	-1.46	Z $JSE(R_j)$



- ◇ = Jupiter look direction
- = Corotation look direction