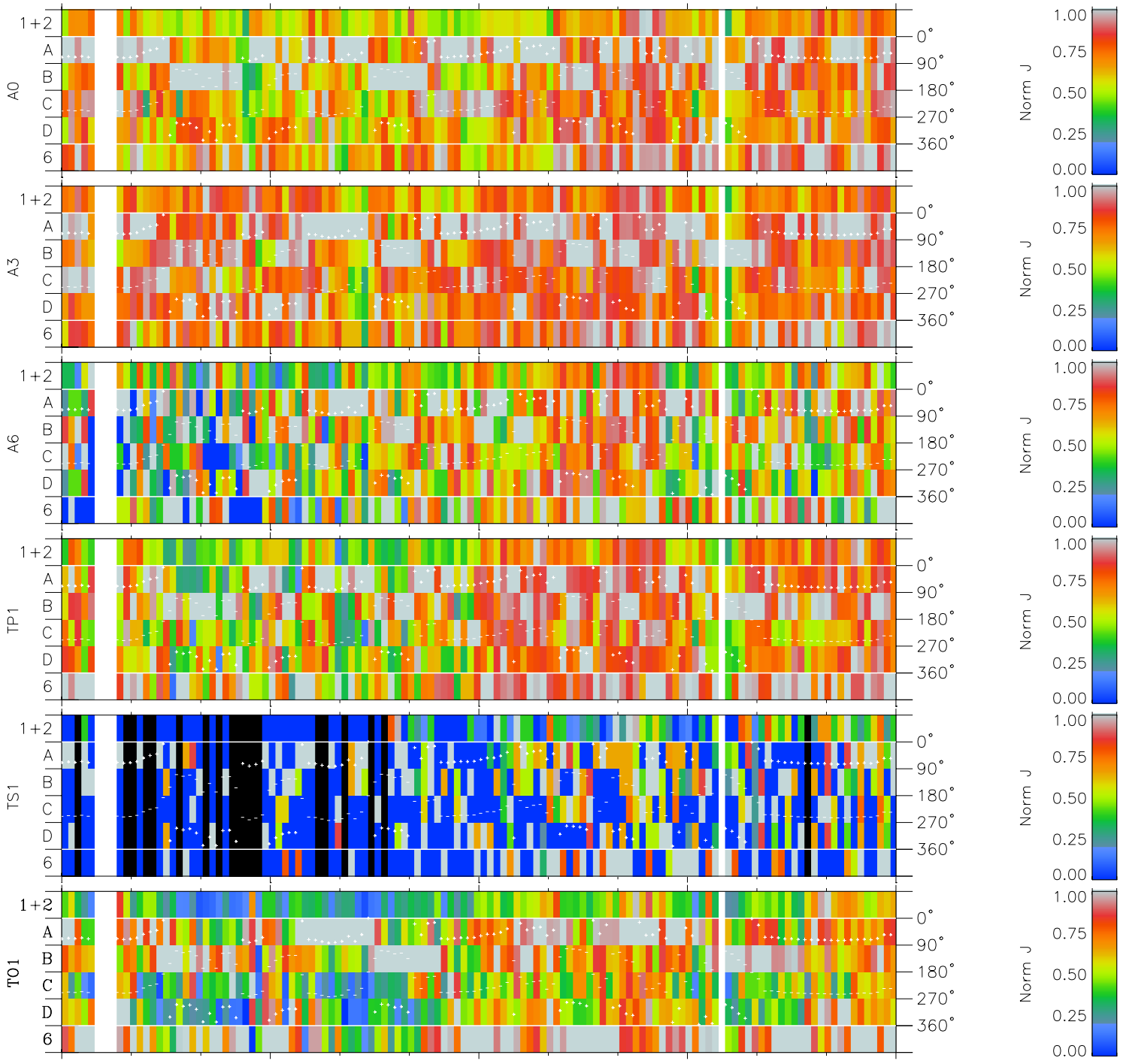
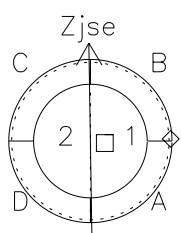
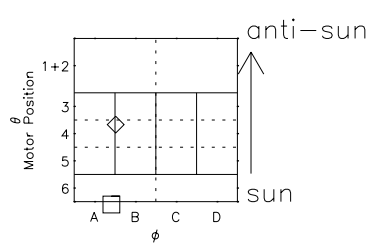


# Galileo EPD Real Time Azimuth Anisotropies 00153

Software Version: RTAZIM\_NORM V 1.20  
 Data Production: 10-03-01  
 Plot Production: Mon Sep 17 10:56:20 2001  
 Color File: wondr3  
 Geofactor File: 1.1



| 00:00:00<br>2000-153 | 153-06 | 153-12 | 153-18 | 00:00:00<br>2000-154 |              |
|----------------------|--------|--------|--------|----------------------|--------------|
| +                    | +      | +      | +      | +                    |              |
| 11.41                | 11.15  | 10.88  | 10.61  | 10.34                | X $JSE(R_j)$ |
| 95.22                | 96.69  | 98.15  | 99.58  | 101.01               | Y $JSE(R_j)$ |
| -1.47                | -1.47  | -1.47  | -1.47  | -1.46                | Z $JSE(R_j)$ |



◇ = Jupiter look direction  
 □ = Corotation look direction