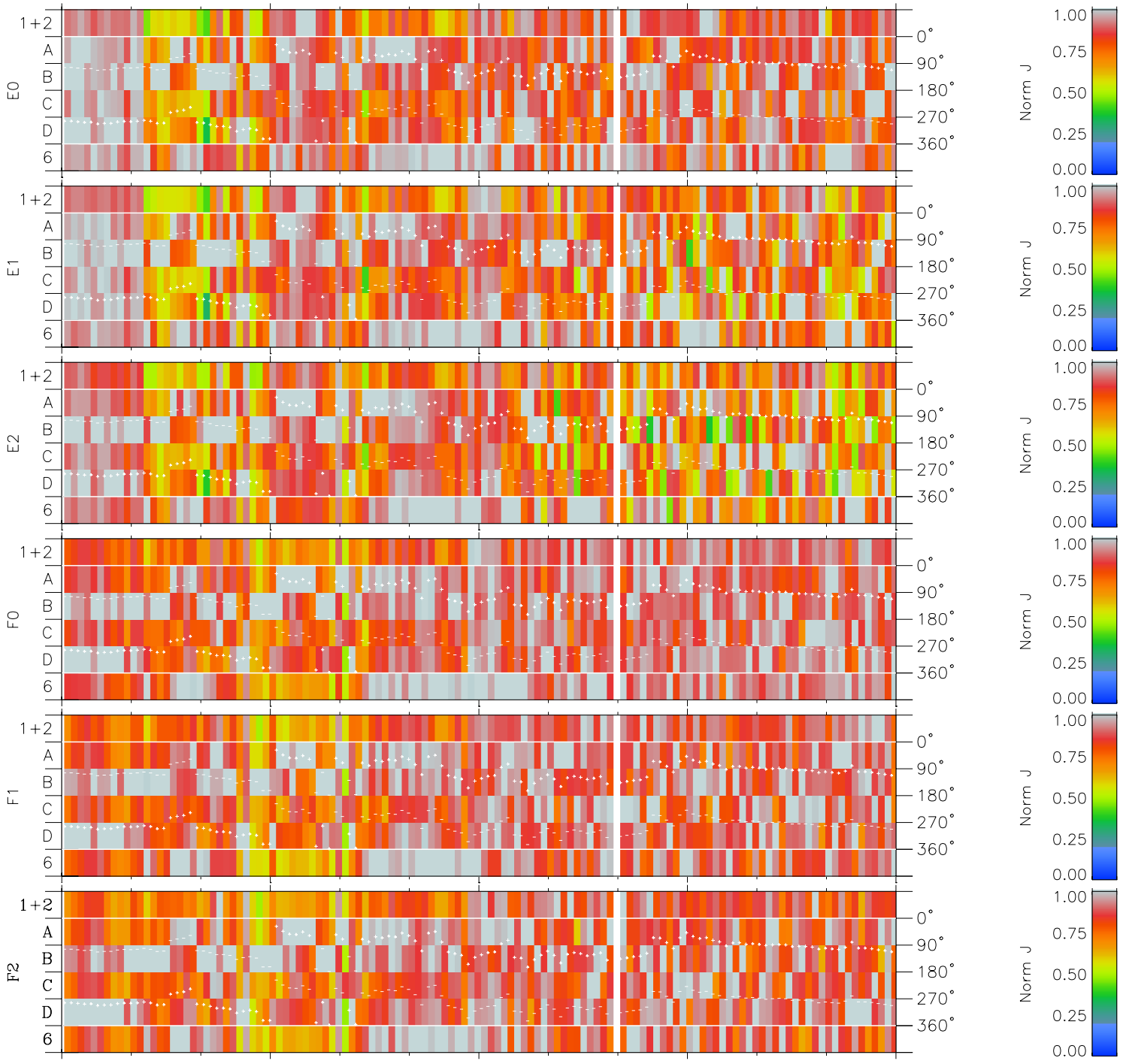
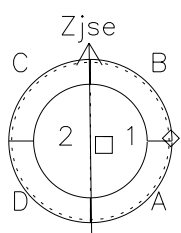
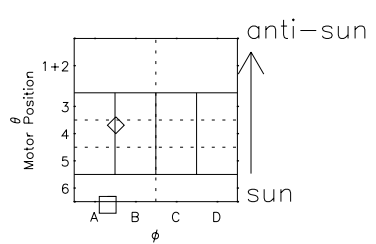


Galileo EPD Real Time Azimuth Anisotropies 00149

Software Version: RTAZIM_NORM V 1.20
 Data Production: 18-05-01
 Plot Production: Mon Sep 17 10:24:47 2001
 Color File: wondr3
 Geofactor File: 1.1



00:00:00 2000-149	149-06	149-12	149-18	00:00:00 2000-150	
+	+	+	+	+	X $JSE(R_j)$
15.42	15.20	14.97	14.73	14.49	Y $JSE(R_j)$
68.90	70.73	72.53	74.31	76.06	Z $JSE(R_j)$
-1.45	-1.45	-1.46	-1.46	-1.47	



- ◇ = Jupiter look direction
- = Corotation look direction