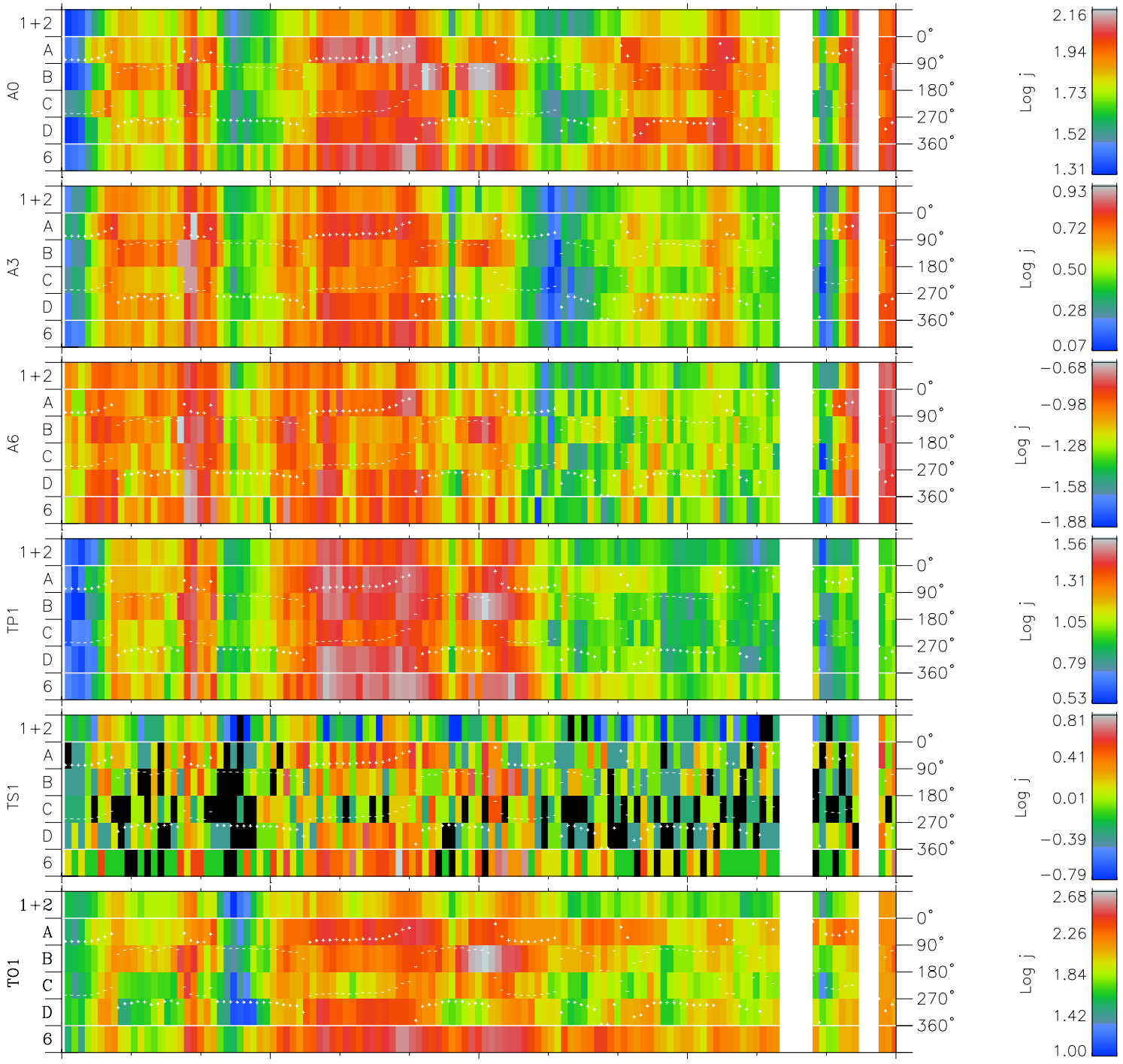
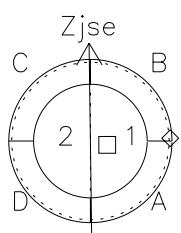
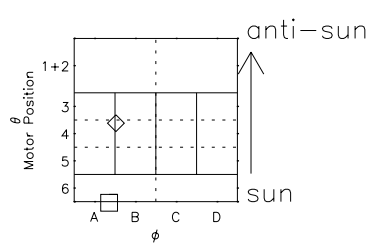


Galileo EPD Real Time Azimuth Anisotropies 00148

Software Version: RTAZIM_FLUX V 1.20
Data Production: 10-03-01
Plot Production: Mon Sep 17 10:16:16 2001
Color File: wondr3
Geofactor File: 1.1



00:00:00 2000-148	148-06	148-12	148-18	00:00:00 2000-149	
+	+	+	+	+	
16.26	16.06	15.86	15.64	15.42	X $JSE(R_j)$
61.24	63.21	65.14	67.03	68.90	Y $JSE(R_j)$
-1.42	-1.43	-1.44	-1.44	-1.45	Z $JSE(R_j)$



- ◇ = Jupiter look direction
- = Corotation look direction