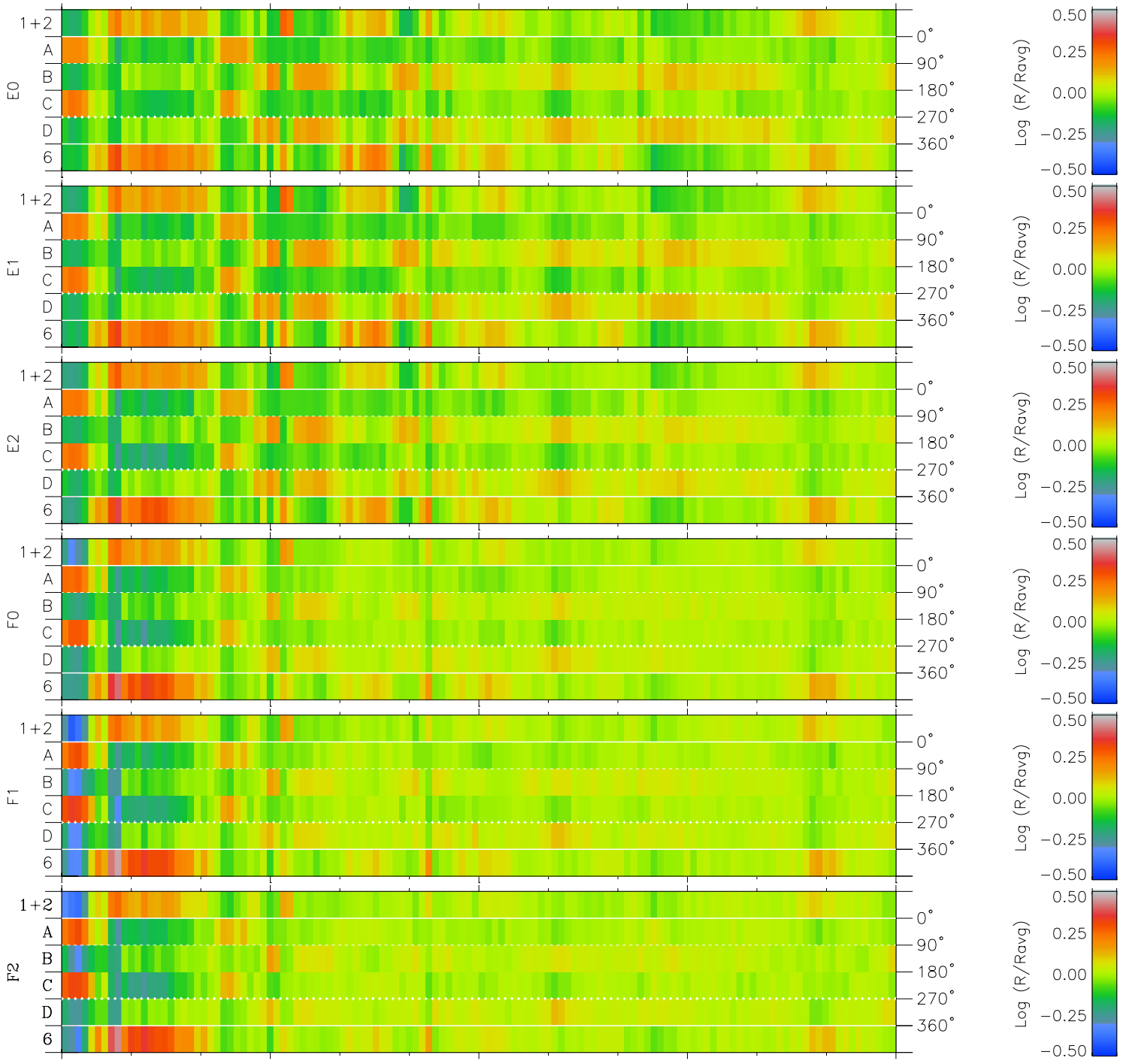
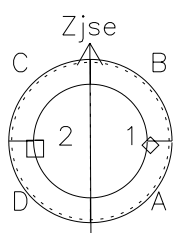
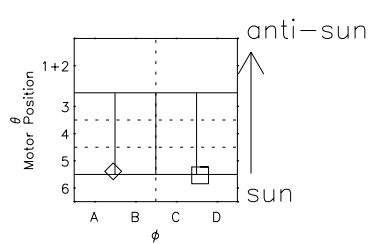


Galileo EPD Real Time Azimuth Anisotropies 99303

Software Version: RTAZIM_MEAN V 1.20
Data Production: 06-10-00
Plot Production: Mon Sep 17 03:11:36 2001
Color File: wondr3
Geofactor File: 1.1



| | | | | | |
|----------------------|--------|--------|--------|----------------------|--------------|
| 00:00:00 1999-303 | 303-06 | 303-12 | 303-18 | 00:00:00 1999-304 | |
| + | + | + | + | + | X $JSE(R_j)$ |
| -58.83 | -59.29 | -59.74 | -60.18 | -60.60 | Y $JSE(R_j)$ |
| 75.63 | 75.58 | 75.51 | 75.43 | 75.34 | Z $JSE(R_j)$ |
| 1.90 | 1.93 | 1.96 | 1.98 | 2.01 | |



- ◇ = Jupiter look direction
- = Corotation look direction