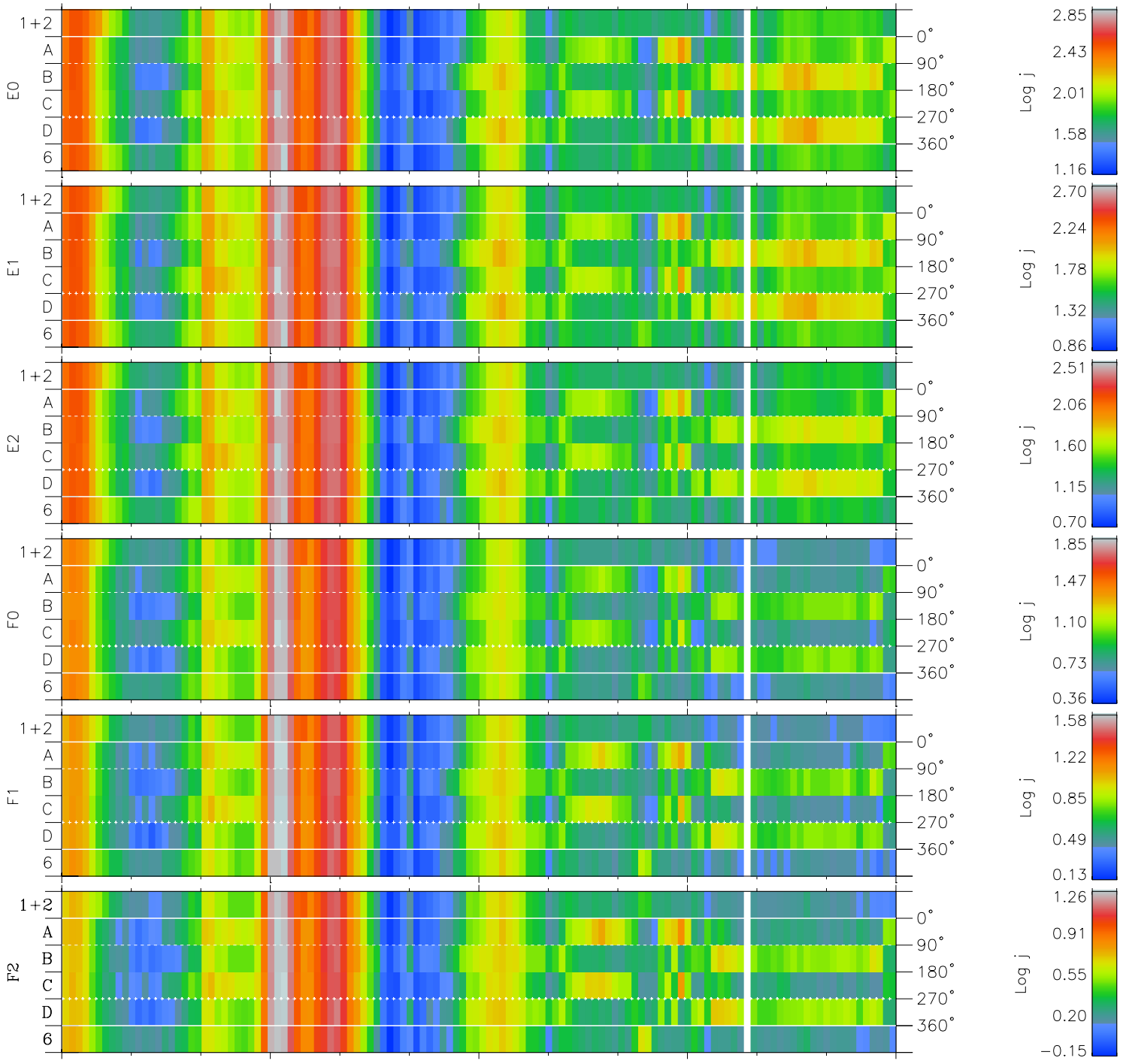
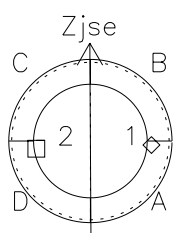
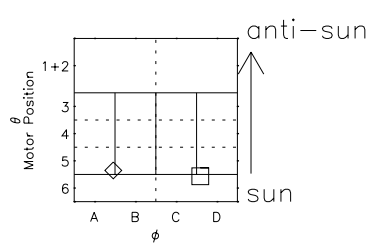


# Galileo EPD Real Time Azimuth Anisotropies 99302

Software Version: RTAZIM\_FLUX V 1.20  
Data Production: 06-10-00  
Plot Production: Mon Sep 17 03:03:47 2001  
Color File: wondr3  
Geofactor File: 1.1



| 00:00:00<br>1999-302 | 302-06 | 302-12 | 302-18 | 00:00:00<br>1999-303 |                        |
|----------------------|--------|--------|--------|----------------------|------------------------|
| +                    | +      | +      | +      | +                    |                        |
| -56.89               | -57.39 | -57.88 | -58.36 | -58.83               | X JSE(R <sub>j</sub> ) |
| 75.71                | 75.71  | 75.70  | 75.67  | 75.63                | Y JSE(R <sub>j</sub> ) |
| 1.79                 | 1.82   | 1.85   | 1.88   | 1.90                 | Z JSE(R <sub>j</sub> ) |



- ◇ = Jupiter look direction
- = Corotation look direction