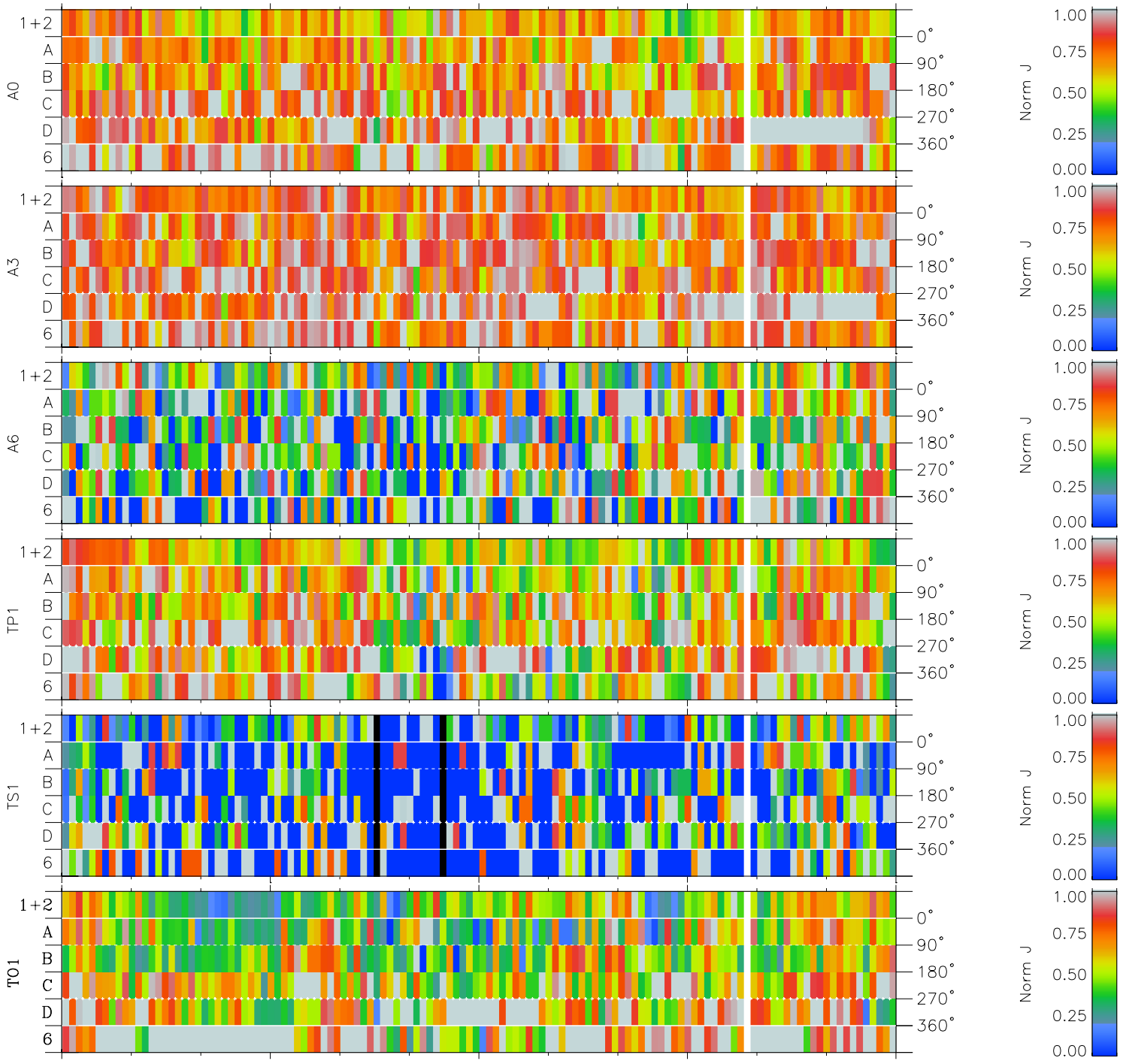
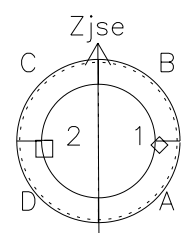
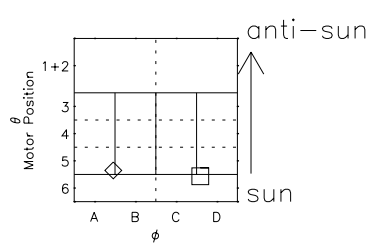


Galileo EPD Real Time Azimuth Anisotropies 99302

Software Version: RTAZIM_NORM V 1.20
Data Production: 06-10-00
Plot Production: Mon Sep 17 03:03:53 2001
Color File: wondr3
Geofactor File: 1.1



00:00:00 1999-302	302-06	302-12	302-18	00:00:00 1999-303	
+	+	+	+	+	X JSE(R _j)
-56.89	-57.39	-57.88	-58.36	-58.83	Y JSE(R _j)
75.71	75.71	75.70	75.67	75.63	Z JSE(R _j)
1.79	1.82	1.85	1.88	1.90	



- ◇ = Jupiter look direction
- = Corotation look direction