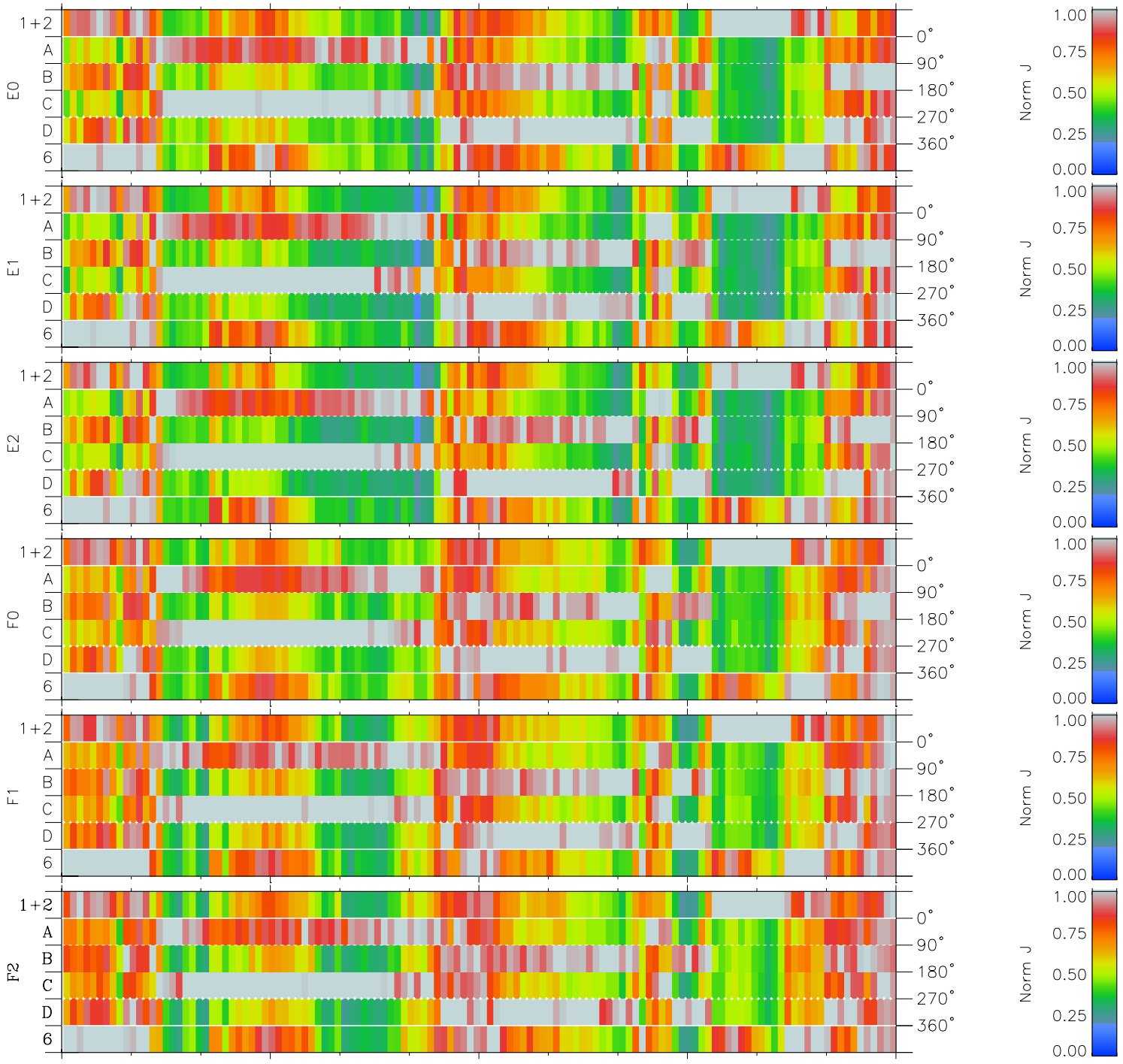
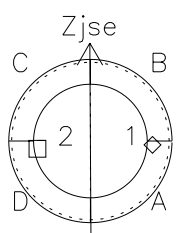
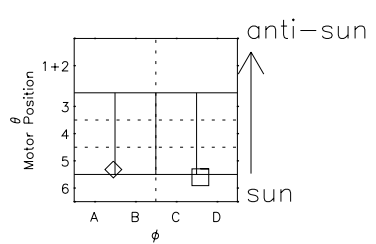


Galileo EPD Real Time Azimuth Anisotropies 99301

Software Version: RTAZIM_NORM V 1.20
Data Production: 06-10-00
Plot Production: Mon Sep 17 02:56:03 2001
Color File: wondr3
Geofactor File: 1.1



00:00:00 1999-301	301-06	301-12	301-18	00:00:00 1999-302	
+	+	+	+	+	
-54.77	-55.32	-55.85	-56.38	-56.89	X JSE(R _j)
75.56	75.62	75.66	75.69	75.71	Y JSE(R _j)
1.68	1.71	1.74	1.77	1.79	Z JSE(R _j)



- ◇ = Jupiter look direction
- = Corotation look direction