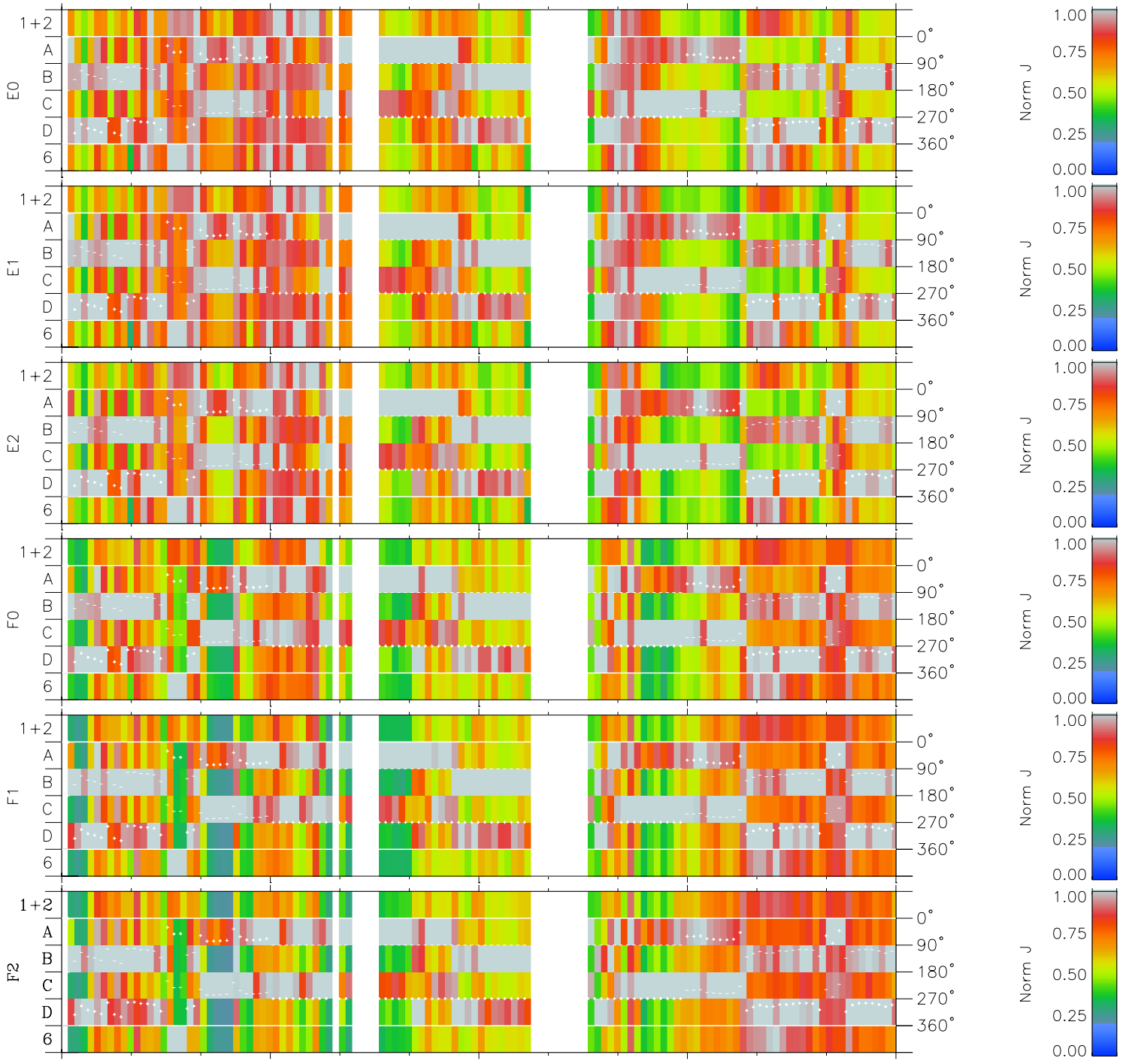
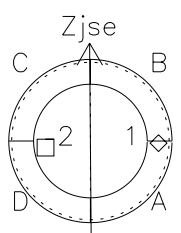
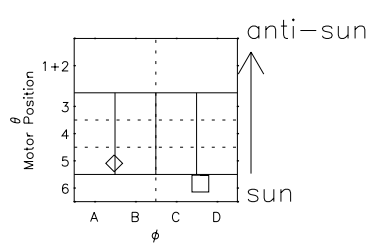


Galileo EPD Real Time Azimuth Anisotropies 99299

Software Version: RTAZIM_NORM V 1.20
Data Production: 06-03-00
Plot Production: Mon Sep 17 02:40:13 2001
Color File: wondr3
Geofactor File: 1.1



00:00:00 1999-299	299-06	299-12	299-18	00:00:00 1999-300	
+	+	+	+	+	X $JSE(R_j)$
-50.02	-50.65	-51.27	-51.88	-52.48	Y $JSE(R_j)$
74.55	74.73	74.90	75.04	75.18	Z $JSE(R_j)$
1.43	1.46	1.50	1.53	1.56	



- ◇ = Jupiter look direction
- = Corotation look direction