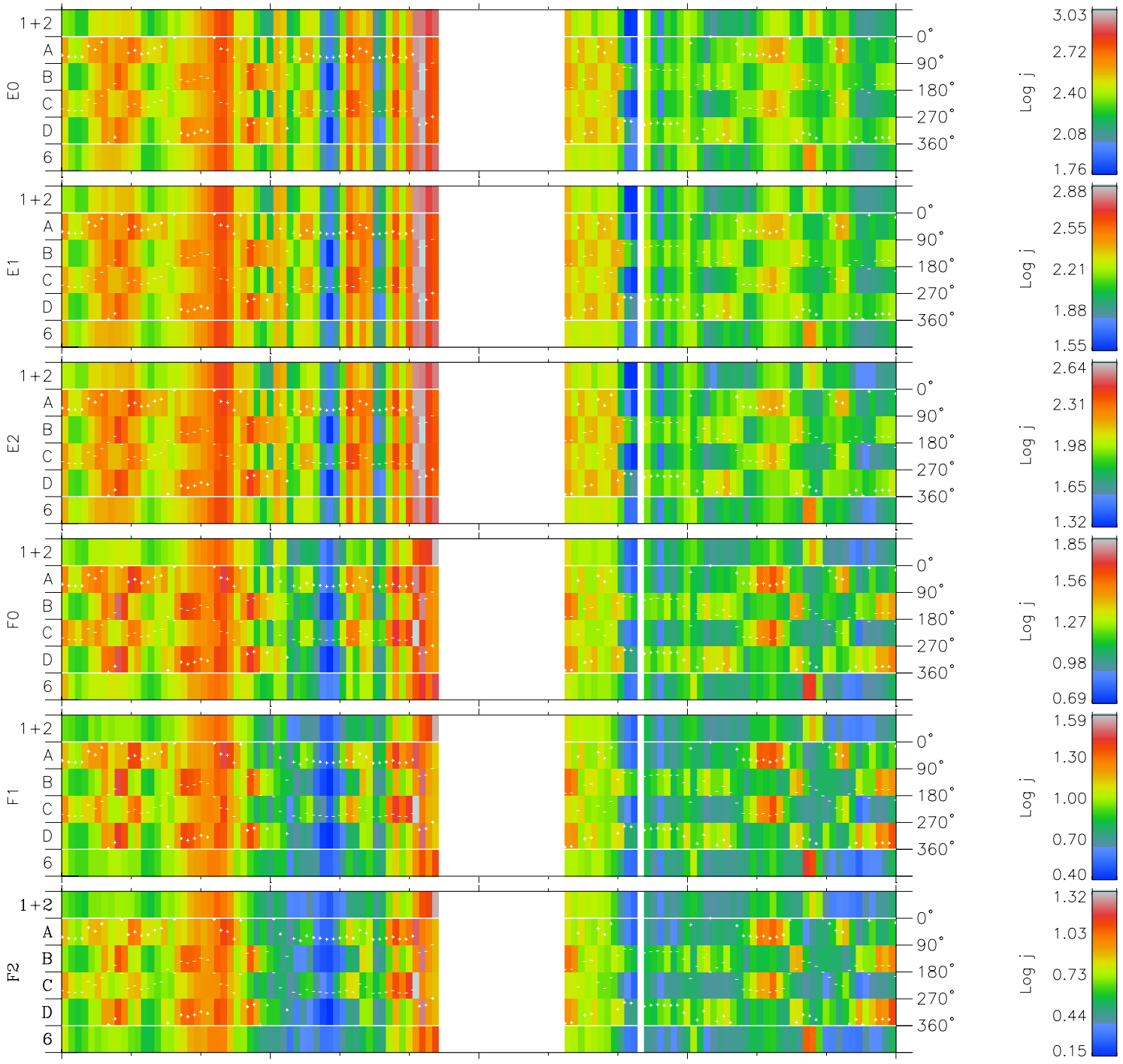
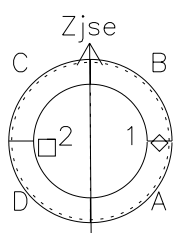
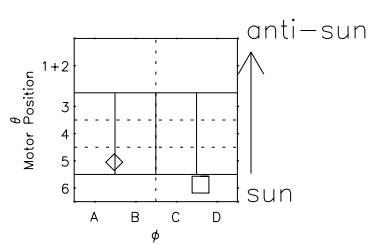


# Galileo EPD Real Time Azimuth Anisotropies 99298

Software Version: RTAZIM\_FLUX V 1.20  
 Data Production: 06-03-00  
 Plot Production: Mon Sep 17 02:32:16 2001  
 Color File: wondr3  
 Geofactor File: 1.1



| 00:00:00<br>1999-298 | 298-06 | 298-12 | 298-18 | 00:00:00<br>1999-299 |                        |
|----------------------|--------|--------|--------|----------------------|------------------------|
| +                    | +      | +      | +      | +                    |                        |
| -47.37               | -48.05 | -48.71 | -49.37 | -50.02               | X JSE(R <sub>j</sub> ) |
| 73.67                | 73.91  | 74.14  | 74.36  | 74.55                | Y JSE(R <sub>j</sub> ) |
| 1.30                 | 1.33   | 1.37   | 1.40   | 1.43                 | Z JSE(R <sub>j</sub> ) |



- ◇ = Jupiter look direction
- = Corotation look direction