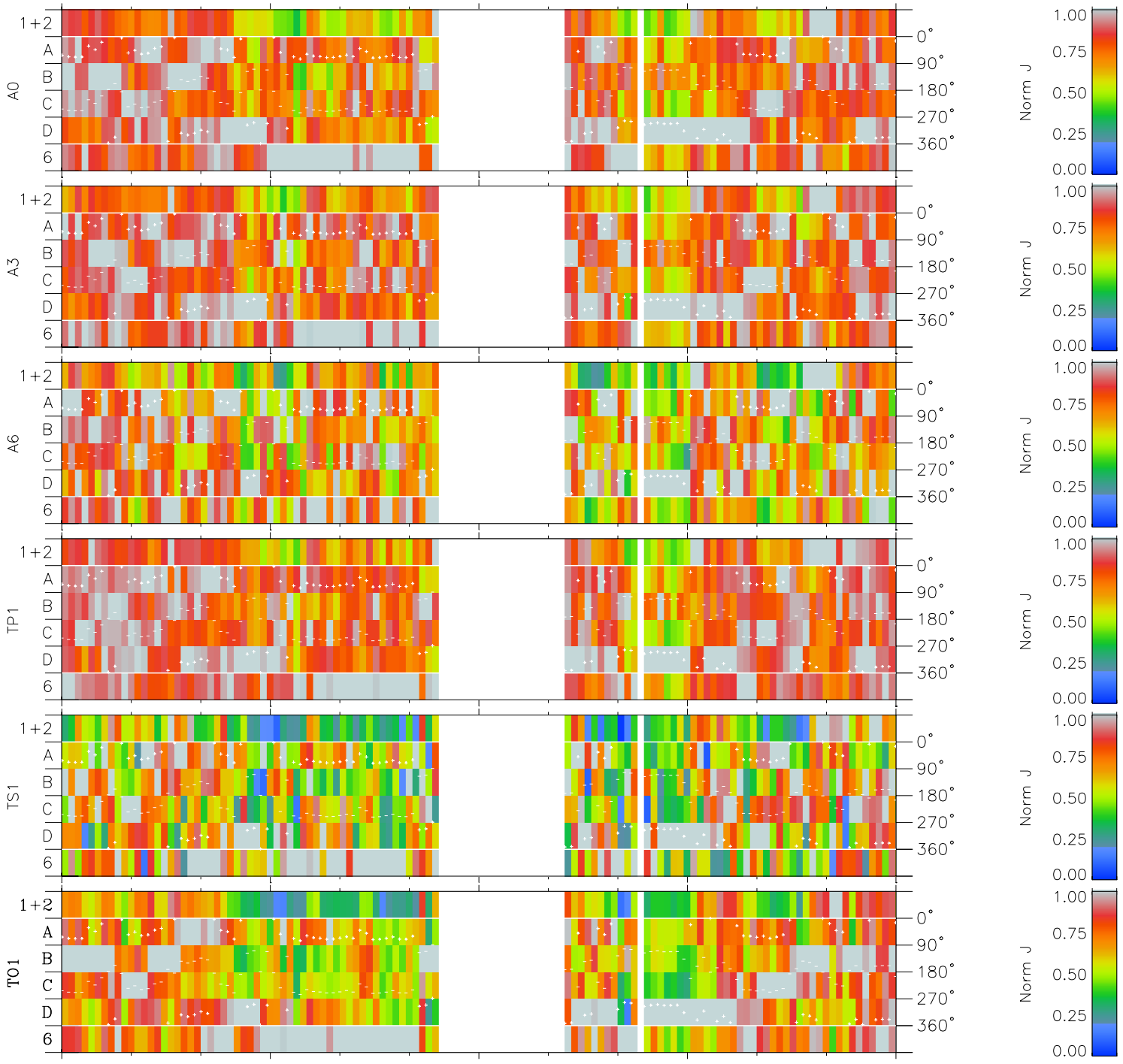
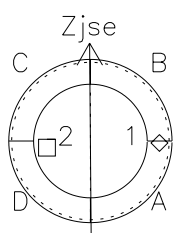
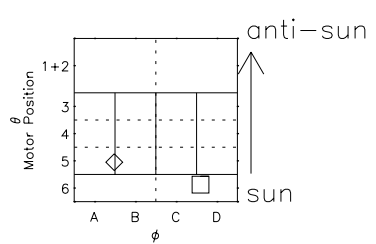


Galileo EPD Real Time Azimuth Anisotropies 99298

Software Version: RTAZIM_NORM V 1.20
Data Production: 06-03-00
Plot Production: Mon Sep 17 02:32:22 2001
Color File: wondr3
Geofactor File: 1.1



00:00:00 1999-298	298-06	298-12	298-18	00:00:00 1999-299	
+	+	+	+	+	
-47.37	-48.05	-48.71	-49.37	-50.02	X JSE(R _j)
73.67	73.91	74.14	74.36	74.55	Y JSE(R _j)
1.30	1.33	1.37	1.40	1.43	Z JSE(R _j)



- ◇ = Jupiter look direction
- = Corotation look direction