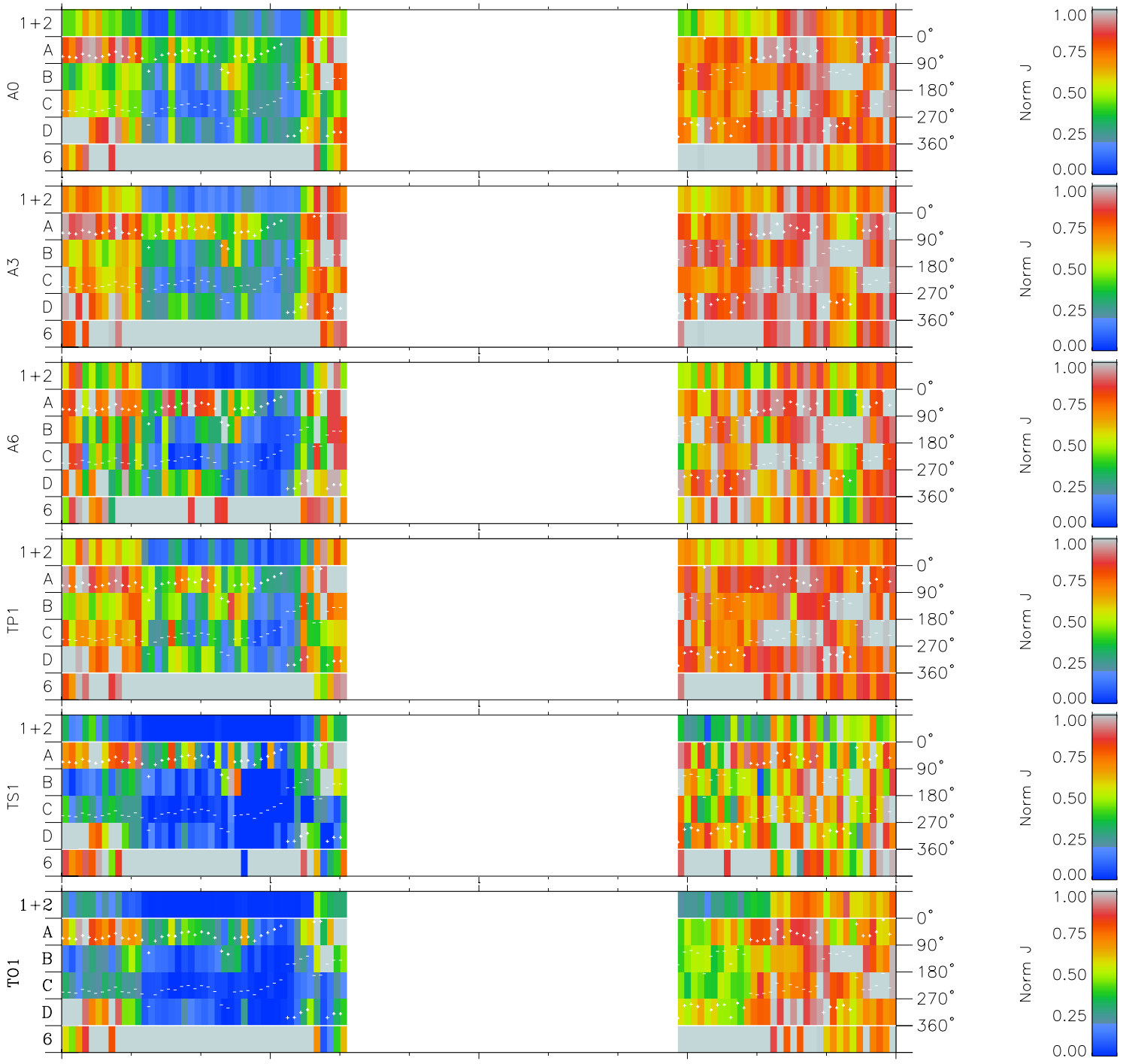
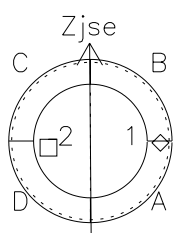
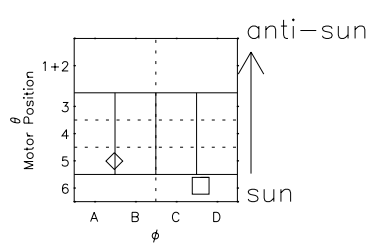


Galileo EPD Real Time Azimuth Anisotropies 99297

Software Version: RTAZIM_NORM V 1.20
Data Production: 06-03-00
Plot Production: Mon Sep 17 02:24:42 2001
Color File: wondr3
Geofactor File: 1.1



00:00:00 1999-297	297-06	297-12	297-18	00:00:00 1999-298	
+	+	+	+	+	
-44.53	-45.26	-45.97	-46.68	-47.37	X $JSE(R_j)$
72.51	72.82	73.12	73.40	73.67	Y $JSE(R_j)$
1.16	1.20	1.23	1.27	1.30	Z $JSE(R_j)$



- ◇ = Jupiter look direction
- = Corotation look direction