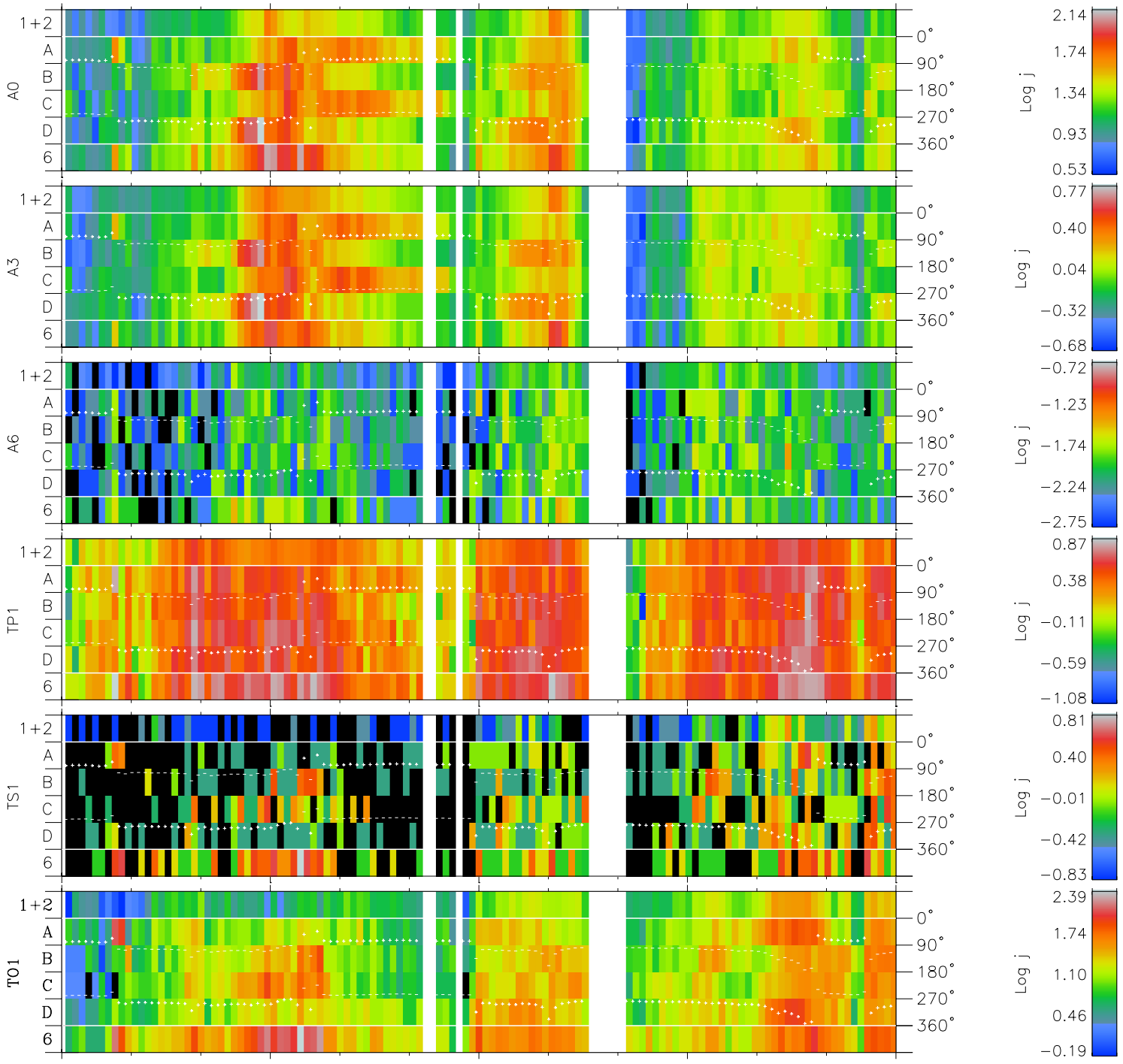
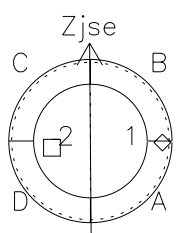
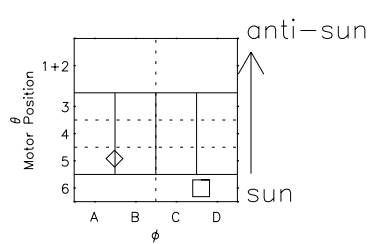


Galileo EPD Real Time Azimuth Anisotropies 99295

Software Version: RTAZIM_FLUX V 1.20
 Data Production: 06-03-00
 Plot Production: Mon Sep 17 02:08:53 2001
 Color File: wondr3
 Geofactor File: 1.1



00:00:00 1999-295	295-06	295-12	295-18	00:00:00 1999-296	
+	+	+	+	+	X JSE(R _j)
-38.28	-39.10	-39.92	-40.72	-41.50	Y JSE(R _j)
69.27	69.75	70.21	70.64	71.05	Z JSE(R _j)
0.88	0.91	0.95	0.99	1.02	



- ◇ = Jupiter look direction
- = Corotation look direction