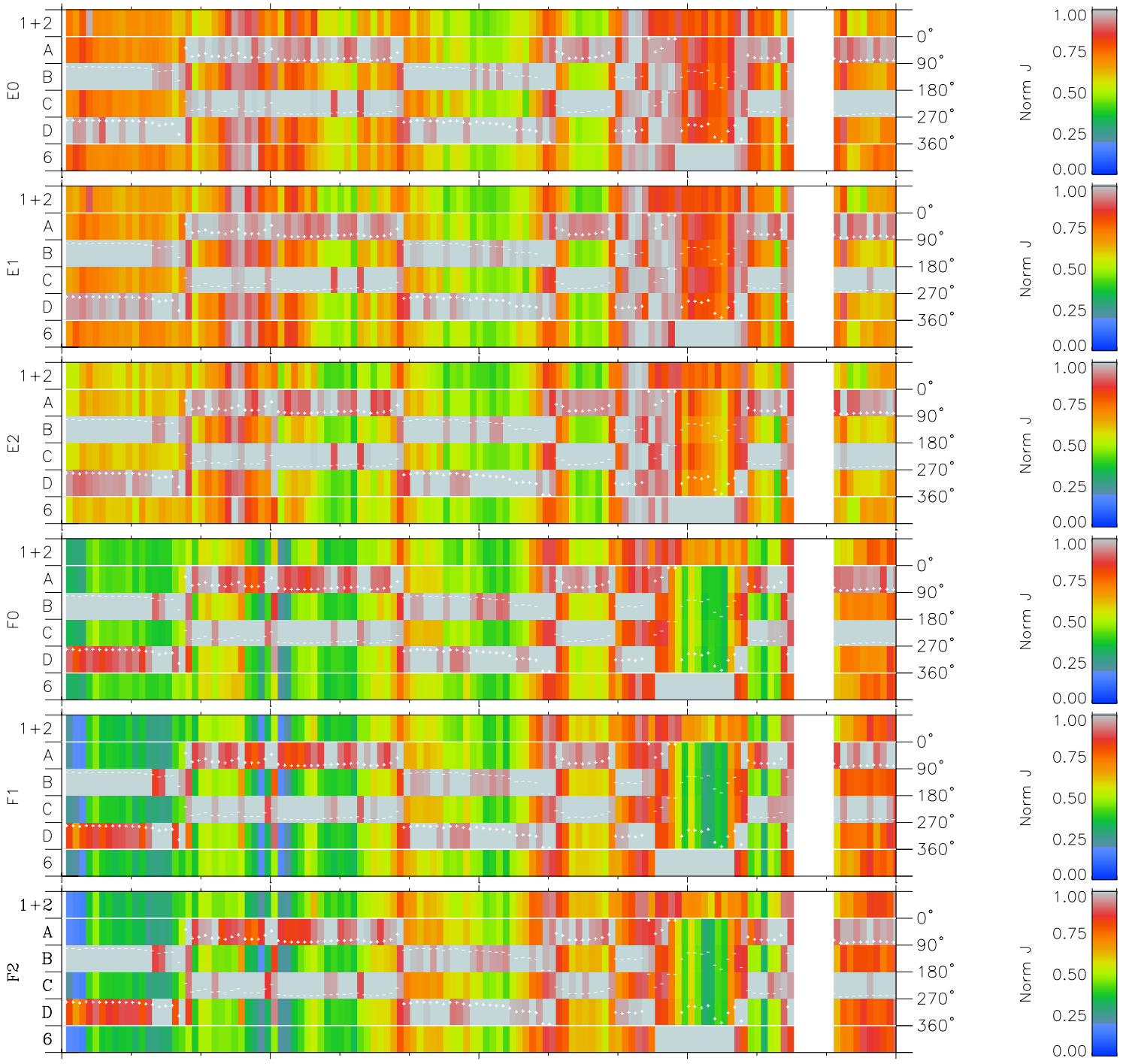
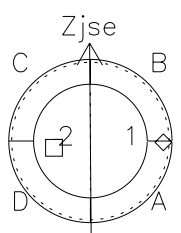
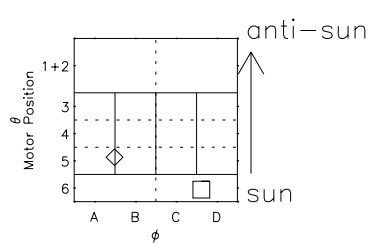


Galileo EPD Real Time Azimuth Anisotropies 99294

Software Version: RTAZIM_NORM V 1.20
Data Production: 06-03-00
Plot Production: Mon Sep 17 02:01:05 2001
Color File: wondr3
Geofactor File: 1.1



00:00:00 1999-294	294-06	294-12	294-18	00:00:00 1999-295	
+	+	+	+	+	
-34.85	-35.73	-36.59	-37.44	-38.28	X JSE(R _j)
67.14	67.71	68.26	68.78	69.27	Y JSE(R _j)
0.73	0.76	0.80	0.84	0.88	Z JSE(R _j)



- ◇ = Jupiter look direction
- = Corotation look direction