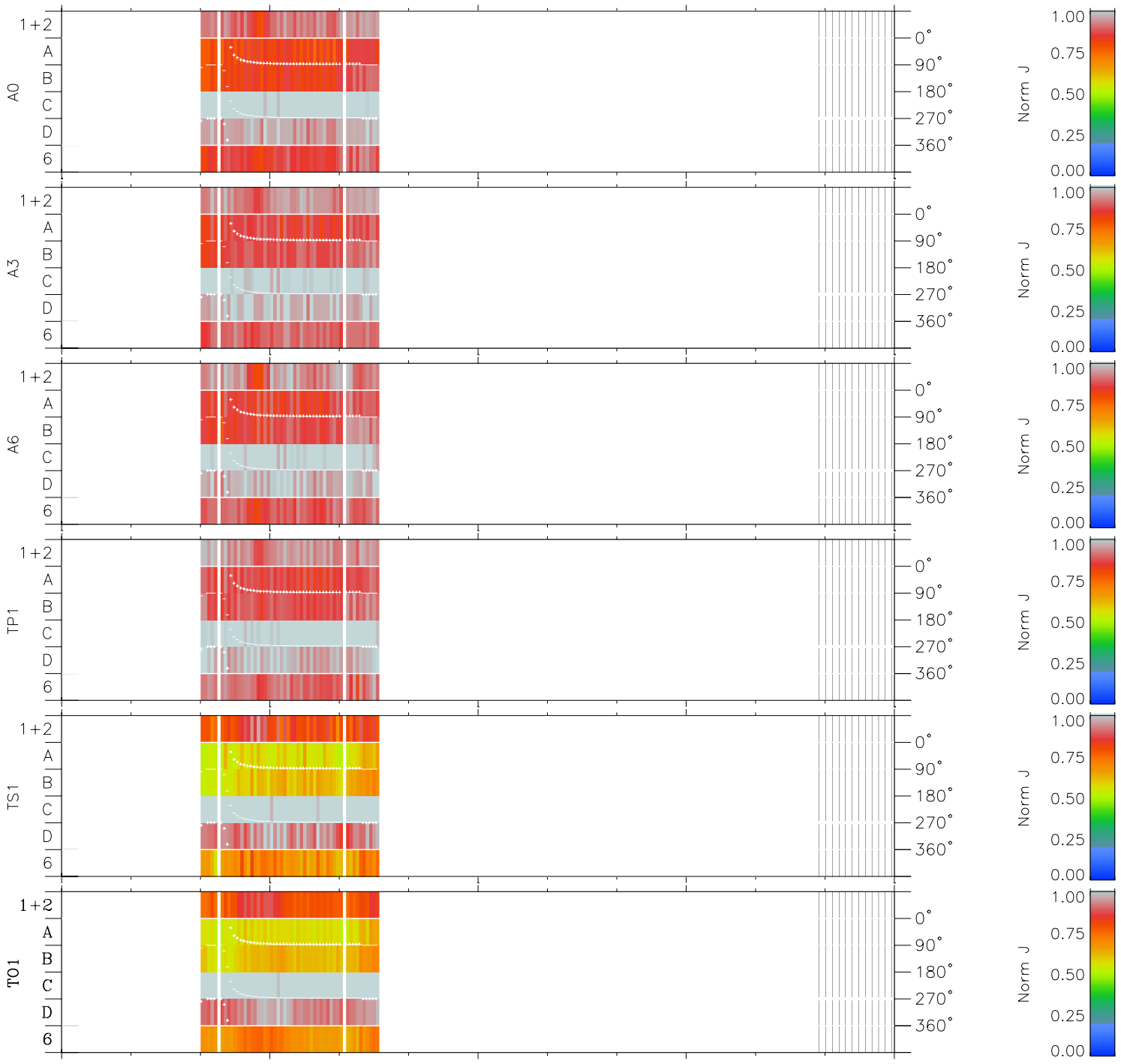
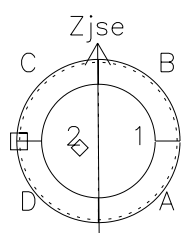
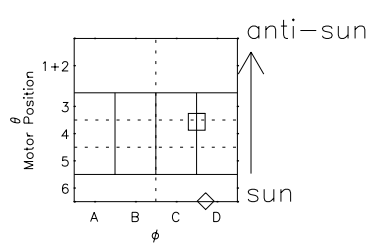


Galileo EPD Real Time Azimuth Anisotropies 99283

Software Version: RTAZIM_NORM V 1.20
Data Production: 06-03-00
Plot Production: Mon Sep 17 01:23:02 2001
Color File: wondr3
Geofactor File: 1.1



00:00:00 1999-283	283-06	283-12	283-18	00:00:00 1999-284	
+	+	+	+	+	
-17.81	-14.18	-9.54	-4.23	1.51	X JSE(R _j)
-3.04	-4.69	-5.70	-6.17	-5.60	Y JSE(R _j)
0.95	0.79	0.57	0.31	0.01	Z JSE(R _j)



- ◇ = Jupiter look direction
- = Corotation look direction