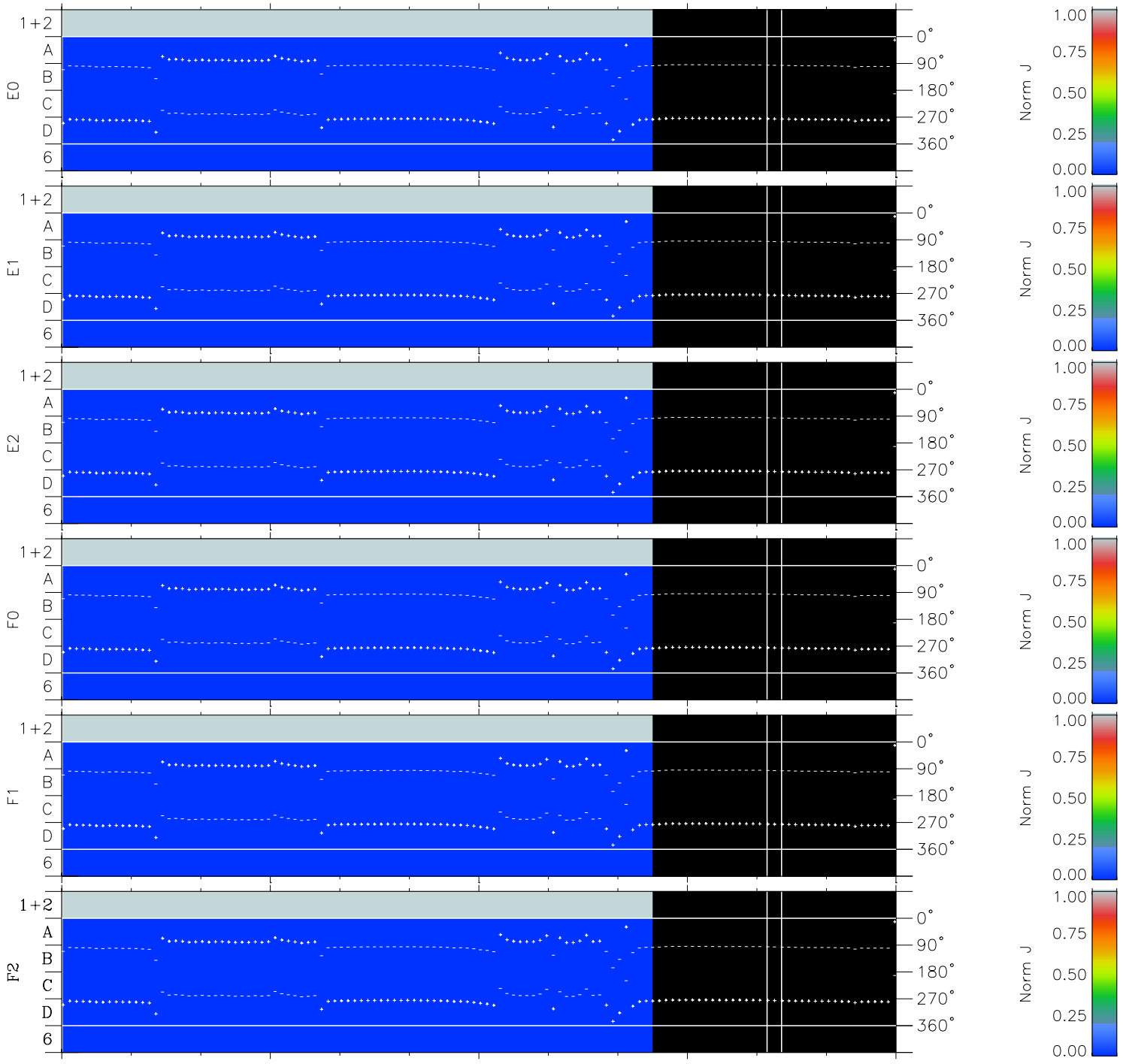
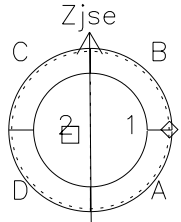
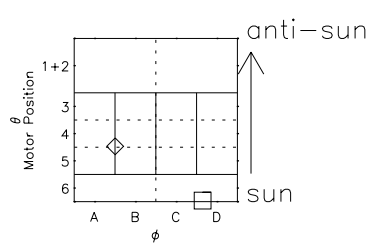


Galileo EPD Real Time Azimuth Anisotropies 99263

Software Version: RTAZIM_NORM V 1.20
Data Production: 26-03-01
Plot Production: Mon Sep 17 00:26:47 2001
Color File: wondr3
Geofactor File: 1.1



| | | | | | |
|----------------------|--------|--------|--------|----------------------|------------------------|
| 00:00:00 1999-263 | 263-06 | 263-12 | 263-18 | 00:00:00 1999-264 | |
| + | + | + | + | + | X JSE(R _j) |
| -17.38 | -18.57 | -19.74 | -20.87 | -21.99 | Y JSE(R _j) |
| 44.95 | 45.75 | 46.49 | 47.17 | 47.80 | Z JSE(R _j) |
| 0.12 | 0.17 | 0.22 | 0.27 | 0.31 | |



- ◇ = Jupiter look direction
- = Corotation look direction