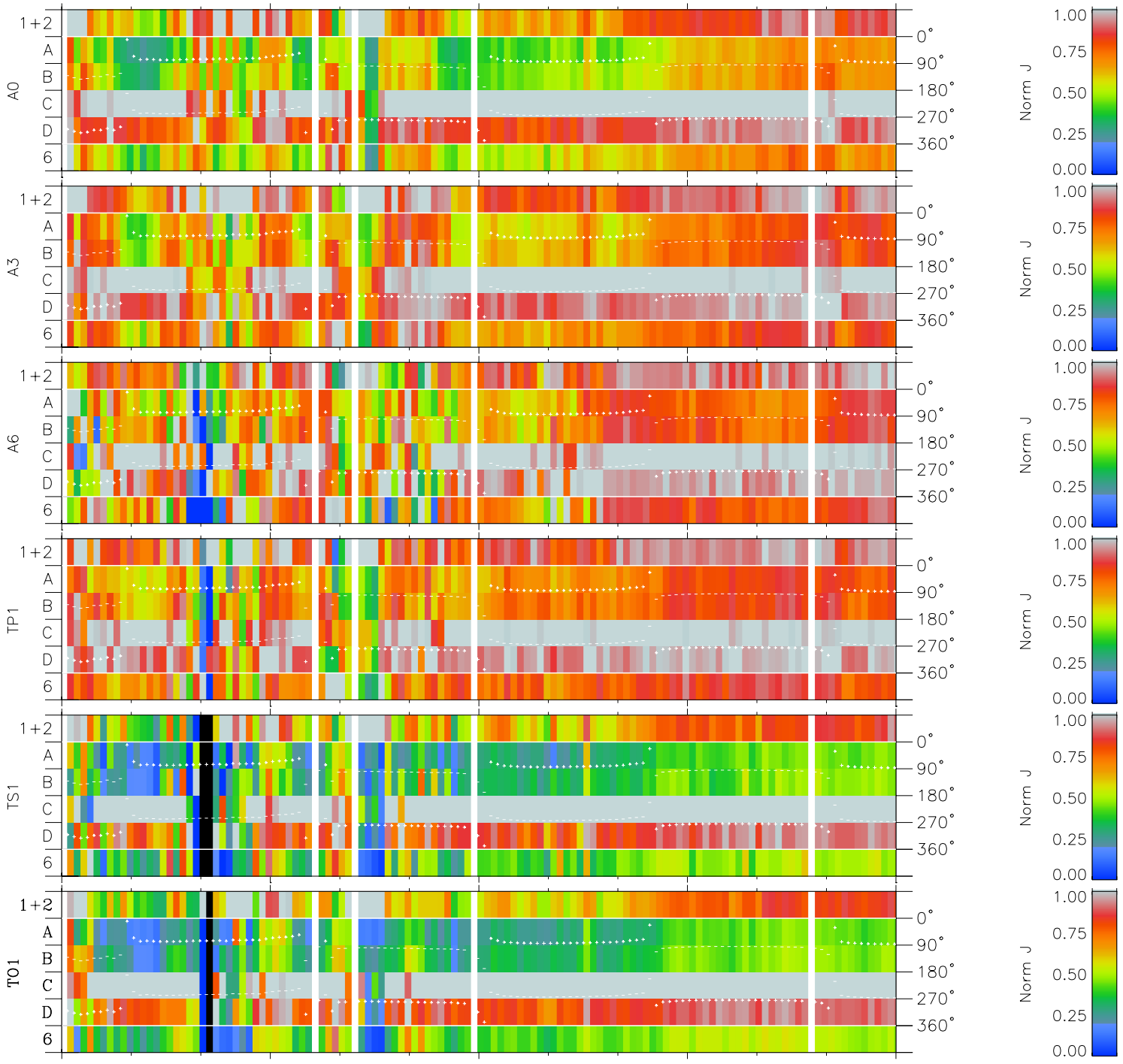
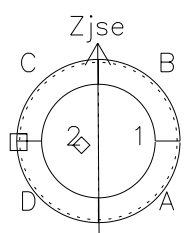
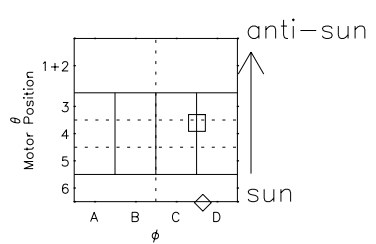


Galileo EPD Real Time Azimuth Anisotropies 99181

Software Version: RTAZIM_NORM V 1.20
Data Production: 06-03-00
Plot Production: Sun Sep 16 22:35:46 2001
Color File: wondr3
Geofactor File: 1.1



00:00:00 1999-181	181-06	181-12	181-18	00:00:00 1999-182	
+	+	+	+	+	
-27.26	-24.37	-21.34	-18.11	-14.61	X JSE(R _j)
-10.67	-11.37	-11.90	-12.26	-12.44	Y JSE(R _j)
1.50	1.38	1.25	1.11	0.96	Z JSE(R _j)



- ◇ = Jupiter look direction
- = Corotation look direction