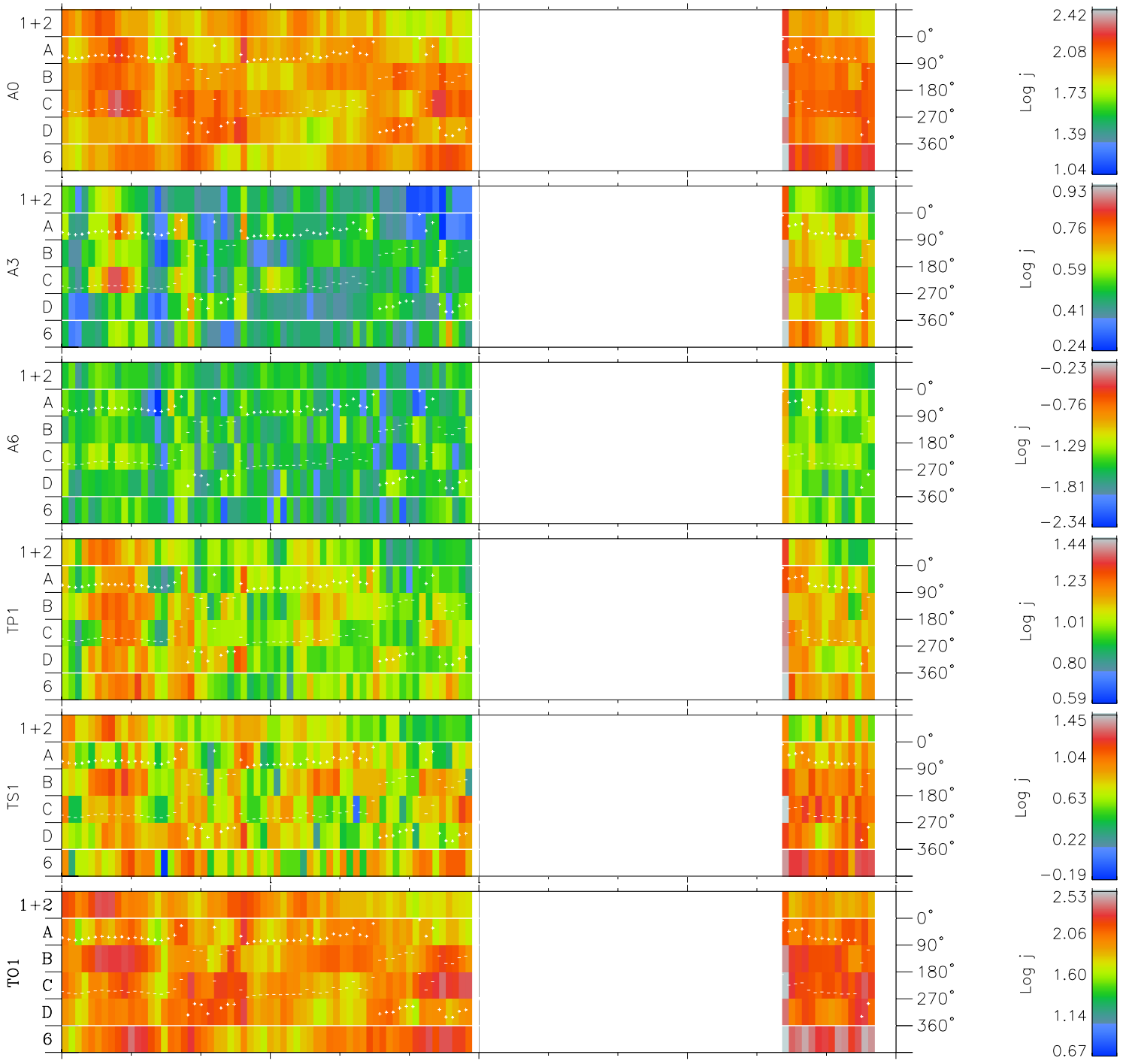
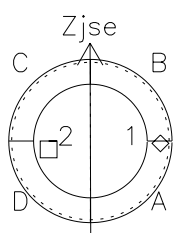
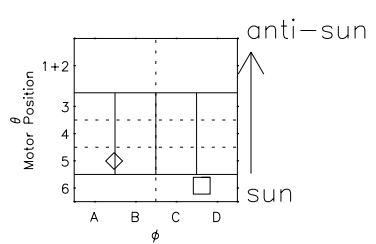


Galileo EPD Real Time Azimuth Anisotropies 99133

Software Version: RTAZIM_FLUX V 1.20
Data Production: 06-03-00
Plot Production: Sun Sep 16 22:06:50 2001
Color File: wondr3
Geofactor File: 1.1



00:00:00 1999-133	133-06	133-12	133-18	00:00:00 1999-134	X JSE(R _j)
+	+	+	+	+	
-42.49	-43.64	-44.78	-45.90	-47.01	Y JSE(R _j)
61.31	61.86	62.38	62.87	63.36	Z JSE(R _j)
0.26	0.30	0.34	0.38	0.42	



◇ = Jupiter look direction
□ = Corotation look direction