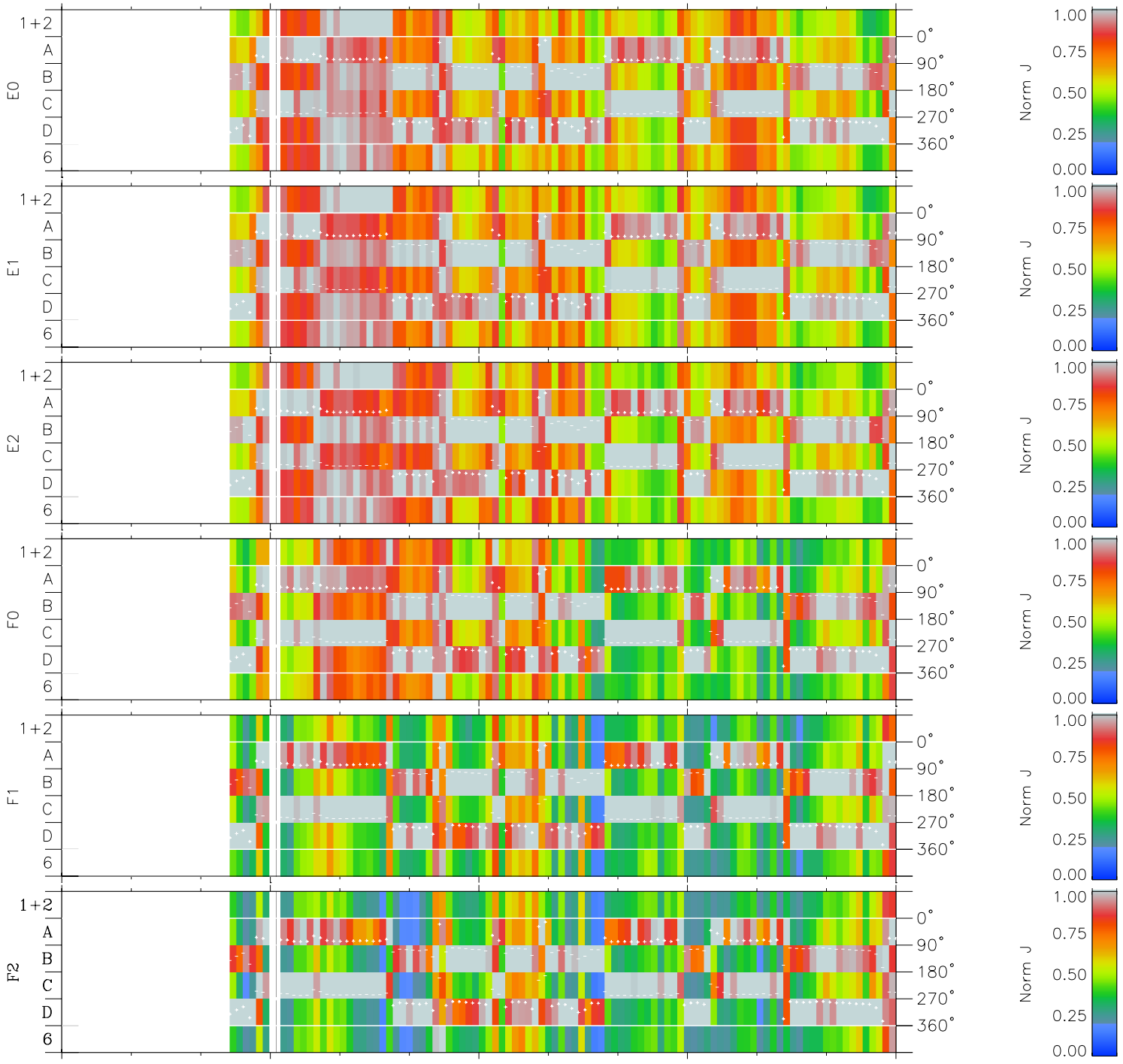
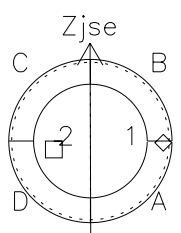
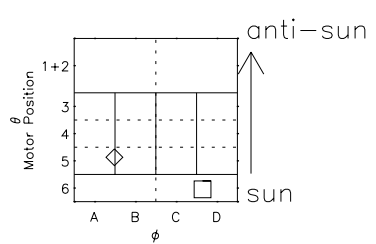


Galileo EPD Real Time Azimuth Anisotropies 99131

Software Version: RTAZIM_NORM V 1.20
Data Production: 06-03-00
Plot Production: Sun Sep 16 21:51:54 2001
Color File: wondr3
Geofactor File: 1.1



| | | | | | |
|----------------------|--------|--------|--------|----------------------|------------------------|
| 00:00:00 1999-131 | 131-06 | 131-12 | 131-18 | 00:00:00 1999-132 | |
| + | + | + | + | + | |
| -32.61 | -33.91 | -35.19 | -36.45 | -37.69 | X JSE(R _j) |
| 56.06 | 56.81 | 57.53 | 58.23 | 58.90 | Y JSE(R _j) |
| -0.05 | -0.01 | 0.03 | 0.07 | 0.11 | Z JSE(R _j) |



- ◇ = Jupiter look direction
- = Corotation look direction