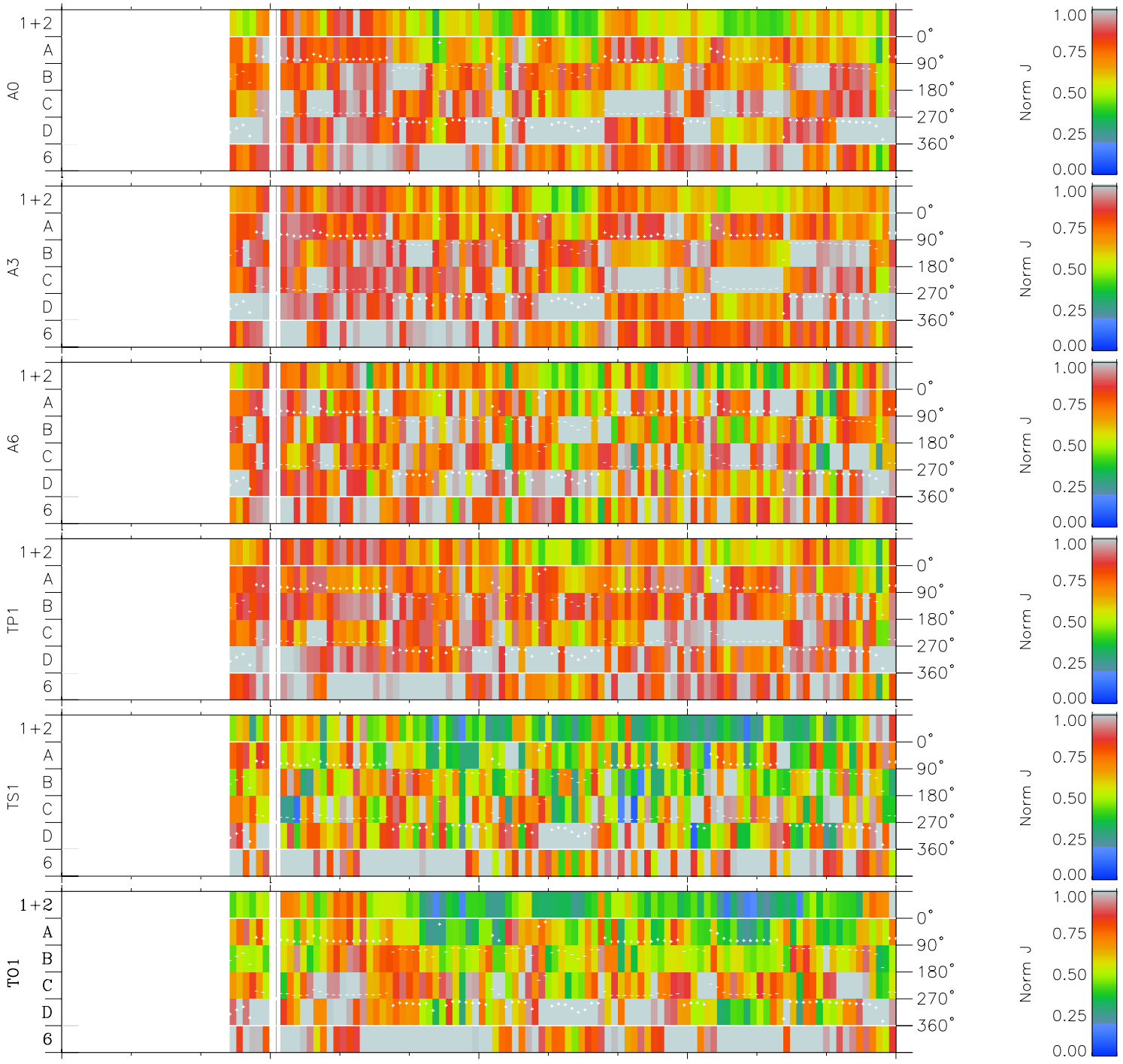
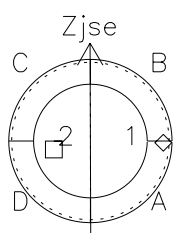
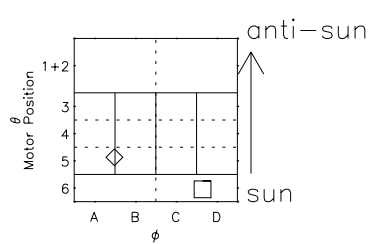


Galileo EPD Real Time Azimuth Anisotropies 99131

Software Version: RTAZIM_NORM V 1.20
Data Production: 06-03-00
Plot Production: Sun Sep 16 21:51:50 2001
Color File: wondr3
Geofactor File: 1.1



00:00:00 1999-131	131-06	131-12	131-18	00:00:00 1999-132	
+	+	+	+	+	
-32.61	-33.91	-35.19	-36.45	-37.69	X JSE(R _j)
56.06	56.81	57.53	58.23	58.90	Y JSE(R _j)
-0.05	-0.01	0.03	0.07	0.11	Z JSE(R _j)



- ◇ = Jupiter look direction
- = Corotation look direction