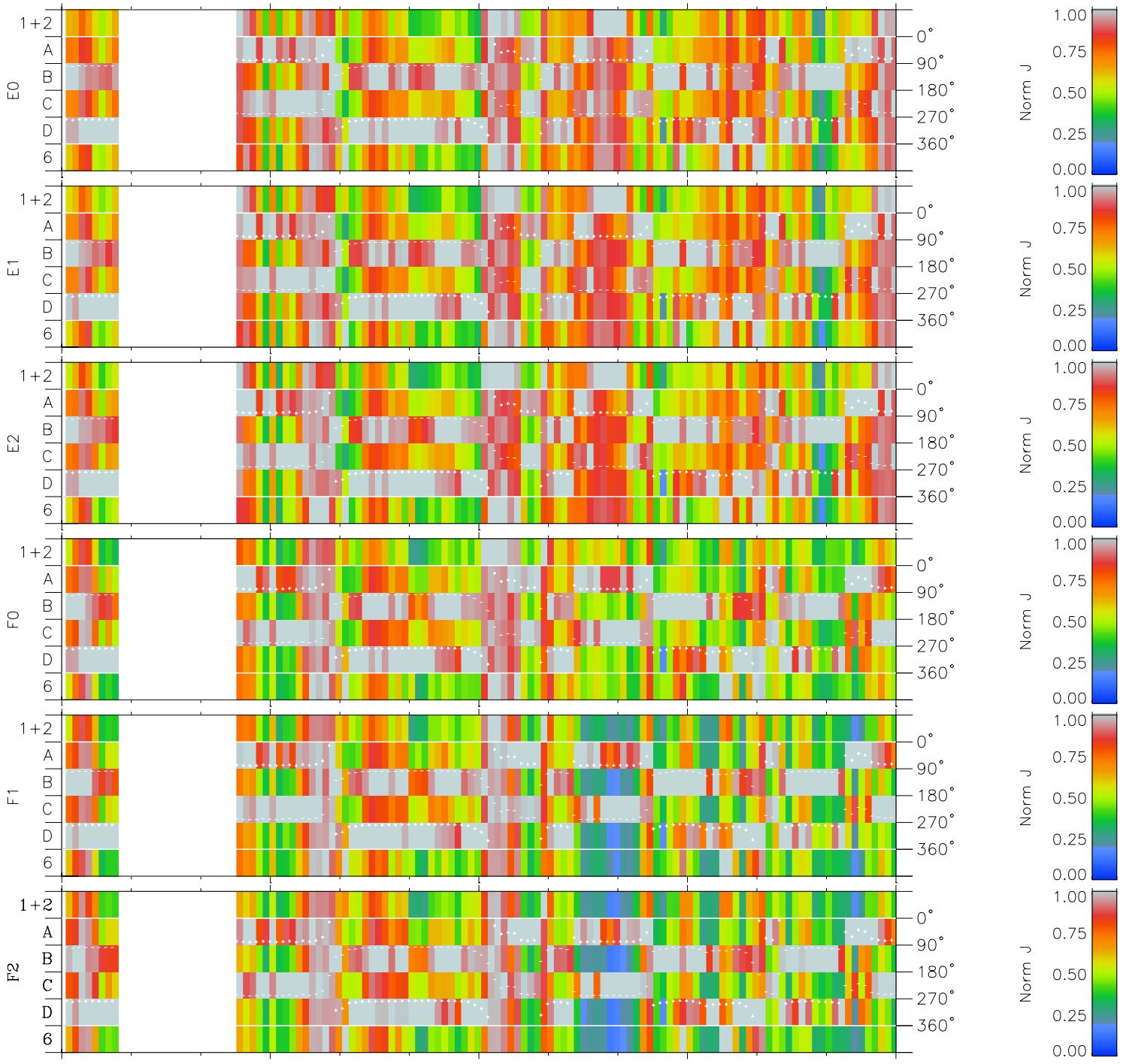
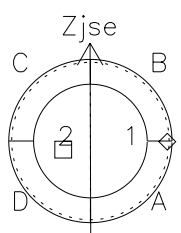
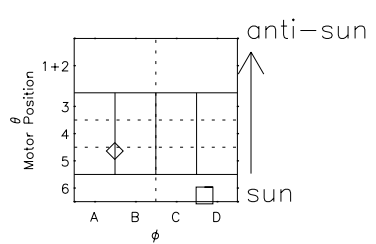


# Galileo EPD Real Time Azimuth Anisotropies 99129

Software Version: RTAZIM\_NORM V 1.20  
Data Production: 06-03-00  
Plot Production: Sun Sep 16 21:36:52 2001  
Color File: wondr3  
Geofactor File: 1.1



00:00:00 1999-129	129-06	129-12	129-18	00:00:00 1999-130	
+	+	+	+	+	
-21.44	-22.92	-24.37	-25.79	-27.20	X JSE(R <sub>j</sub> )
48.68	49.75	50.77	51.75	52.69	Y JSE(R <sub>j</sub> )
-0.35	-0.32	-0.28	-0.24	-0.20	Z JSE(R <sub>j</sub> )



- ◇ = Jupiter look direction
- = Corotation look direction