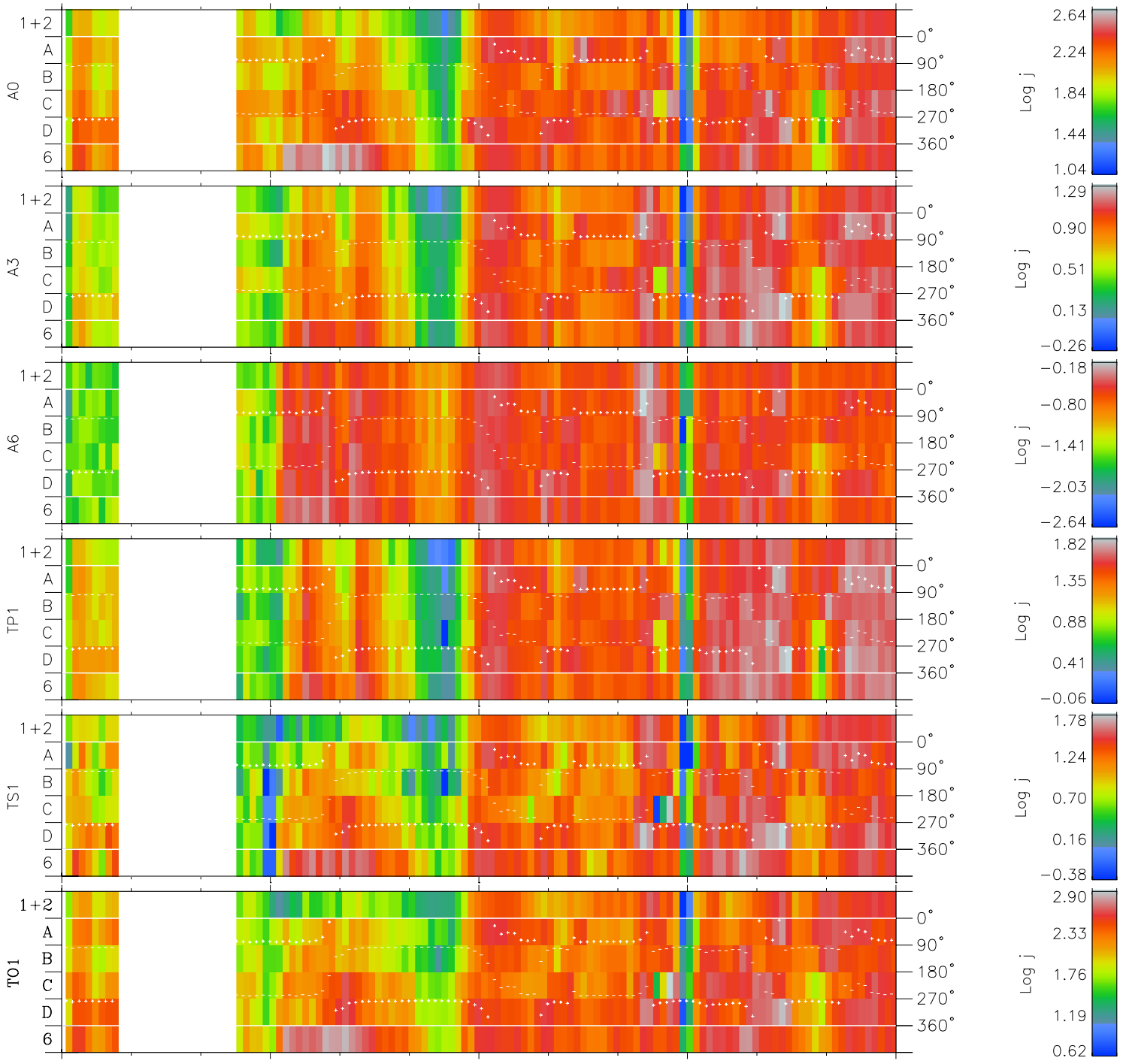
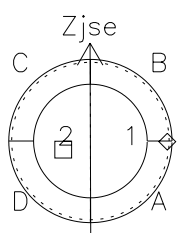
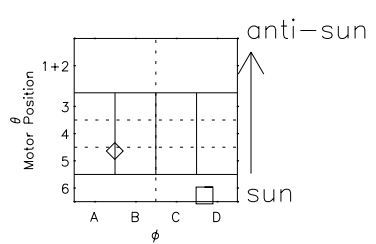


Galileo EPD Real Time Azimuth Anisotropies 99129

Software Version: RTAZIM_FLUX V 1.20
Data Production: 06-03-00
Plot Production: Sun Sep 16 21:36:38 2001
Color File: wondr3
Geofactor File: 1.1



00:00:00 1999-129	129-06	129-12	129-18	00:00:00 1999-130	
+	+	+	+	+	X JSE(R _j)
-21.44	-22.92	-24.37	-25.79	-27.20	Y JSE(R _j)
48.68	49.75	50.77	51.75	52.69	Z JSE(R _j)
-0.35	-0.32	-0.28	-0.24	-0.20	



- ◇ = Jupiter look direction
- ◻ = Corotation look direction