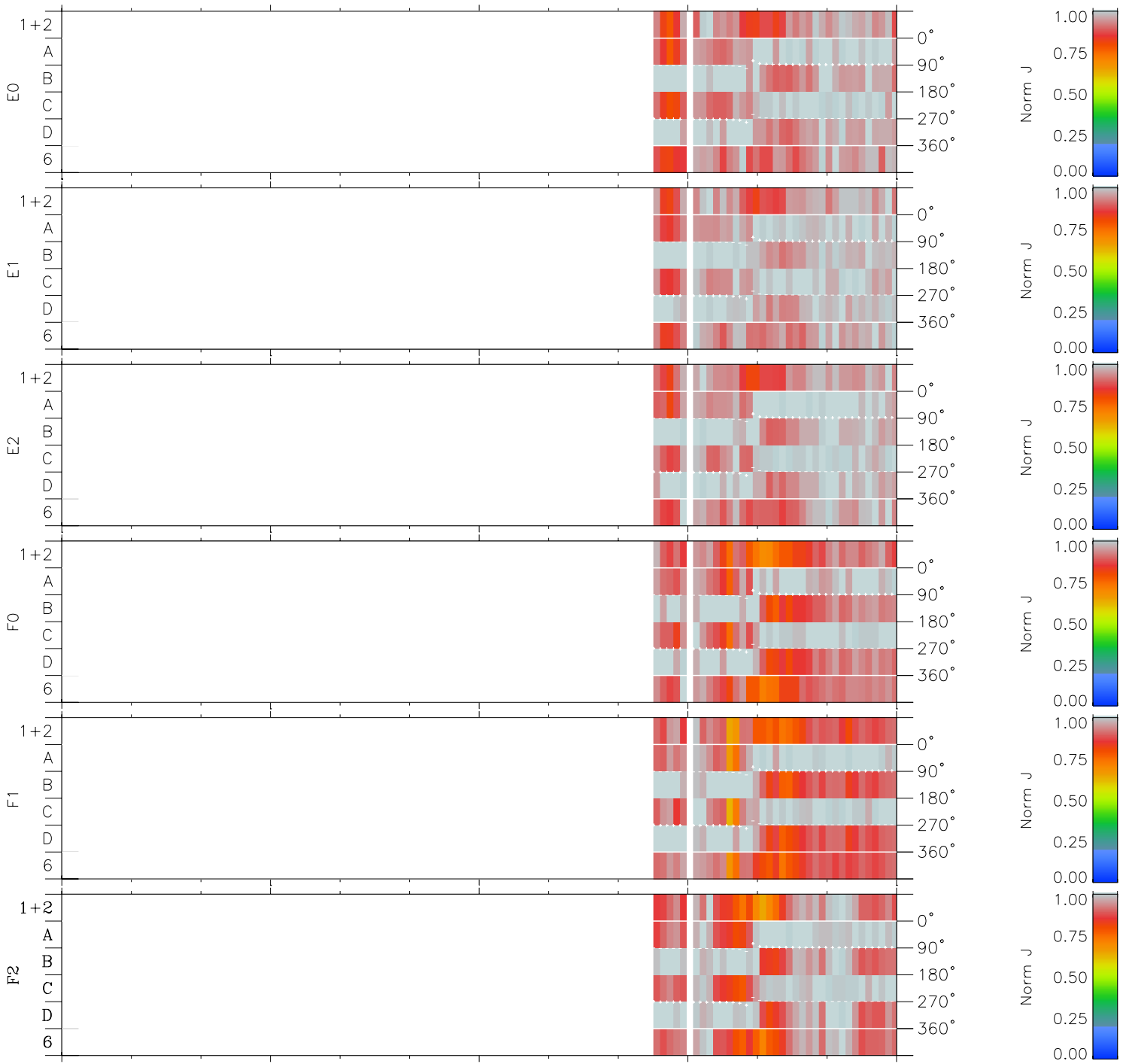
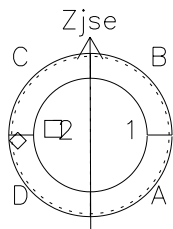
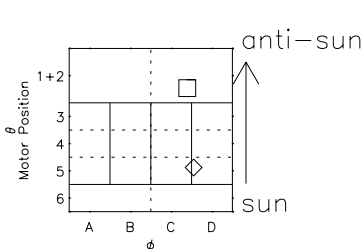


Galileo EPD Real Time Azimuth Anisotropies 99122

Software Version: RTAZIM_NORM V 1.20
Data Production: 06-03-00
Plot Production: Sun Sep 16 20:52:08 2001
Color File: wondr3
Geofactor File: 1.1



| | | | | | |
|----------------------|--------|--------|--------|----------------------|------------------------|
| 00:00:00 1999-122 | 122-06 | 122-12 | 122-18 | 00:00:00 1999-123 | |
| + | + | + | + | + | X JSE(R _j) |
| -17.50 | -13.62 | -9.73 | -5.85 | -1.84 | Y JSE(R _j) |
| -19.60 | -18.29 | -16.99 | -15.67 | -13.98 | Z JSE(R _j) |
| 1.35 | 1.13 | 0.92 | 0.70 | 0.46 | |



- ◇ = Jupiter look direction
- = Corotation look direction