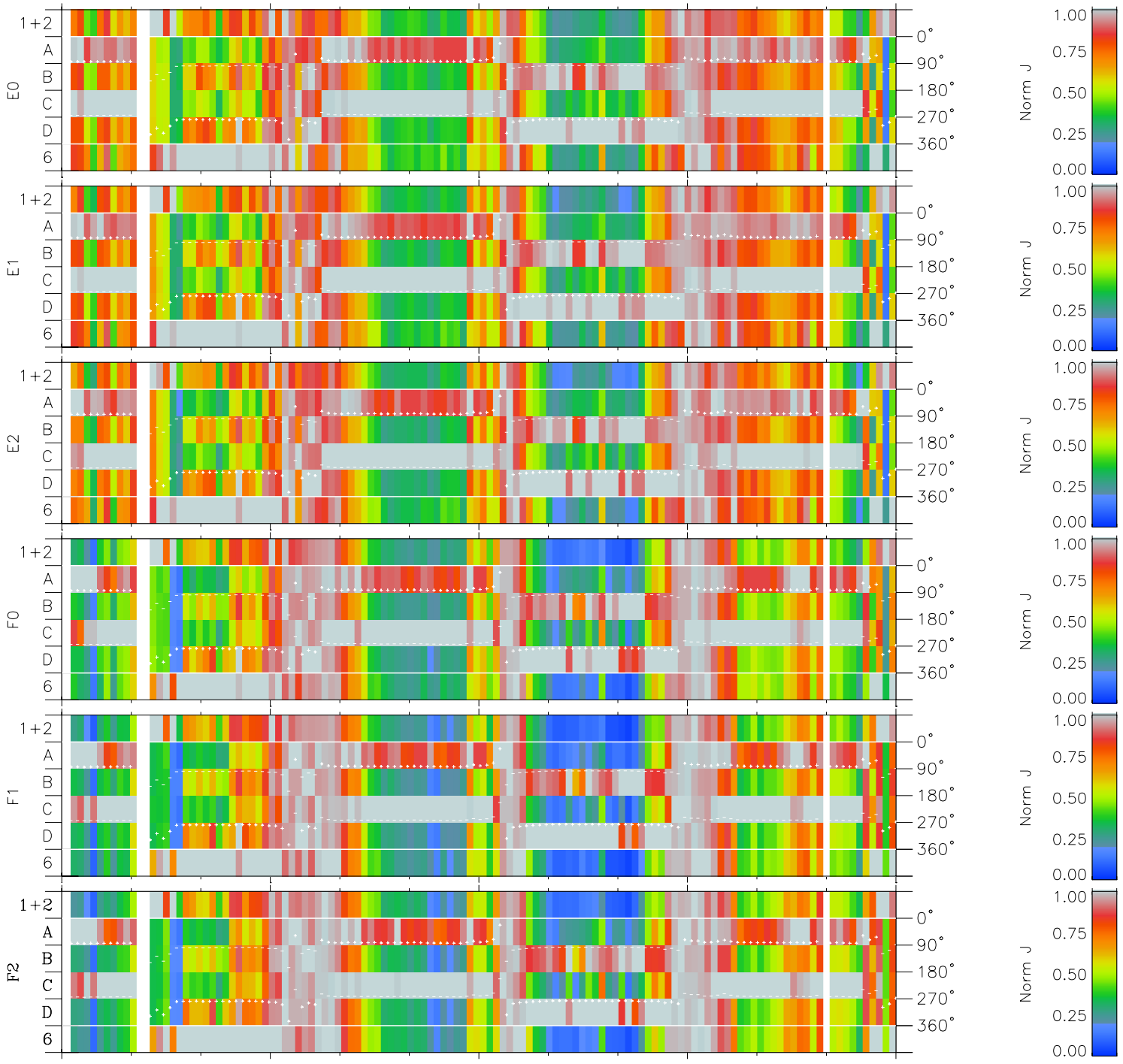
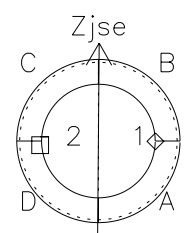
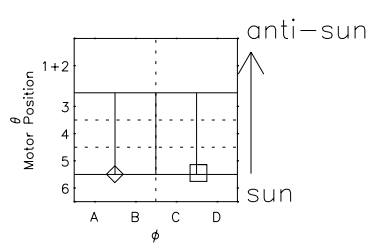


# Galileo EPD Real Time Azimuth Anisotropies 98330

Software Version: RTAZIM\_NORM V 1.20  
 Data Production: 06-03-00  
 Plot Production: Sun Sep 16 16:14:32 2001  
 Color File: wondr3  
 Geofactor File: 1.1



00:00:00 1998-330	330-06	330-12	330-18	00:00:00 1998-331	
+	+	+	+	+	X $JSE(R_j)$
-24.36	-26.46	-28.52	-30.53	-32.49	Y $JSE(R_j)$
34.09	34.94	35.71	36.43	37.10	Z $JSE(R_j)$
-0.23	-0.18	-0.13	-0.09	-0.04	



- ◇ = Jupiter look direction
- = Corotation look direction