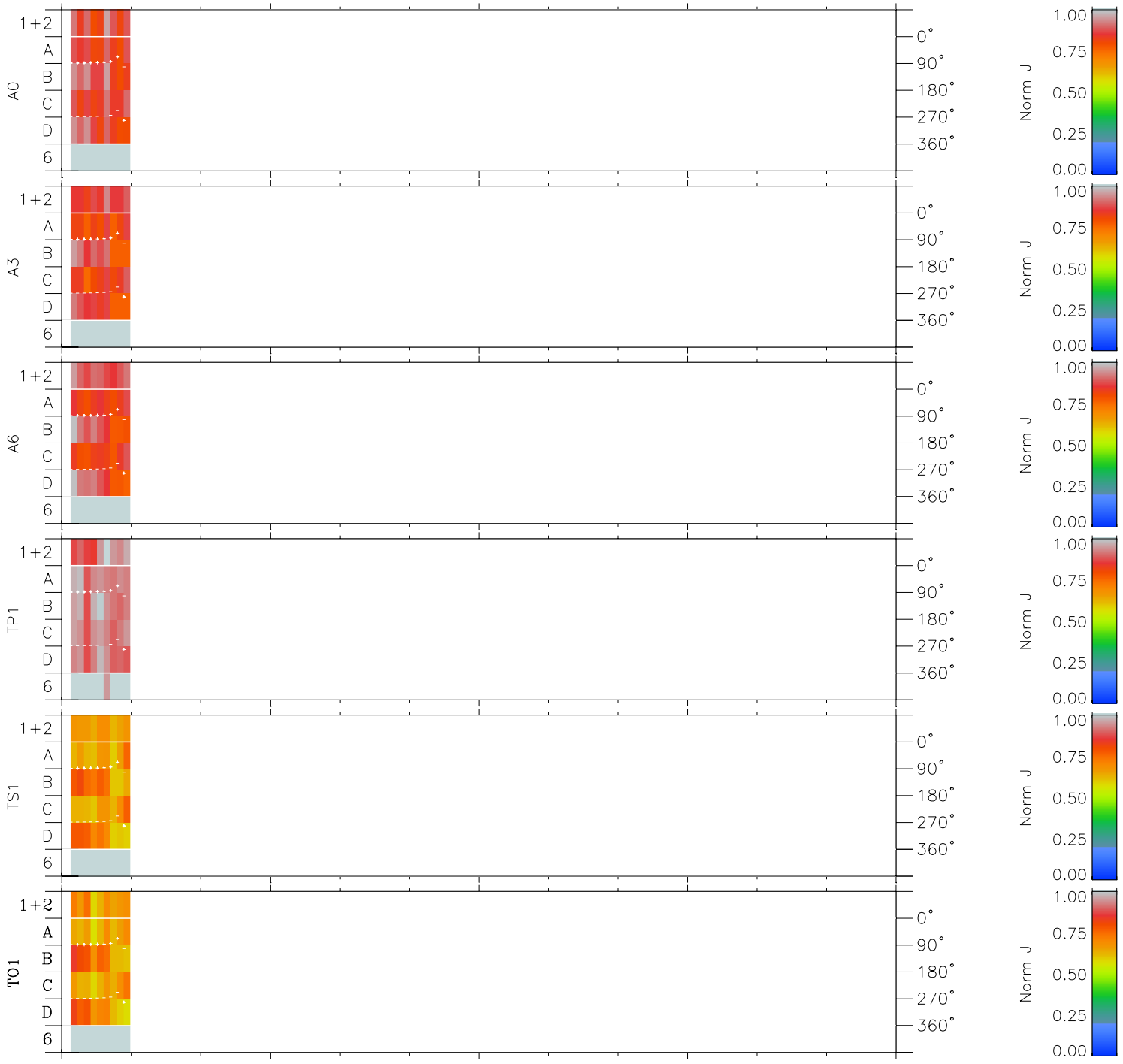
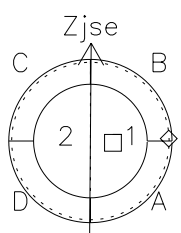
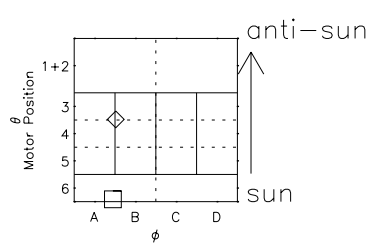


Galileo EPD Real Time Azimuth Anisotropies 98270

Software Version: RTAZIM_NORM V 1.20
 Data Production: 06-03-00
 Plot Production: Sun Sep 16 15:32:43 2001
 Color File: wondr3
 Geofactor File: 1.1



00:00:00 1998-270	270-06	270-12	270-18	00:00:00 1998-271	
+	+	+	+	+	X JSE(R _j)
4.80	2.01	-0.79	-3.59	-6.39	Y JSE(R _j)
12.27	15.86	19.42	22.98	26.55	Z JSE(R _j)
-0.48	-0.48	-0.47	-0.46	-0.46	



- ◇ = Jupiter look direction
- = Corotation look direction