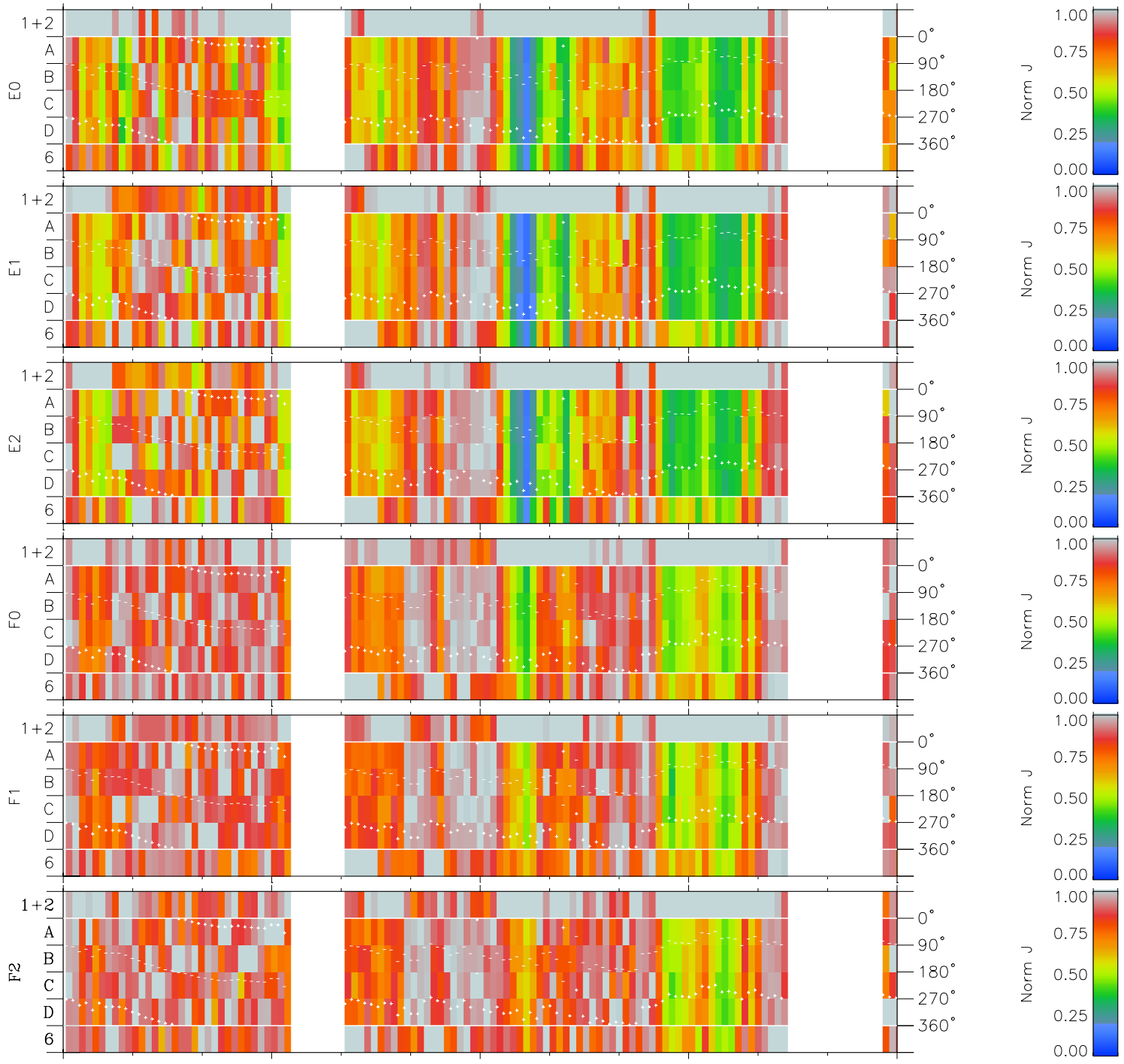
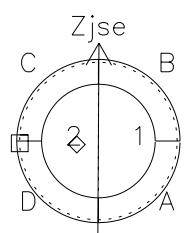
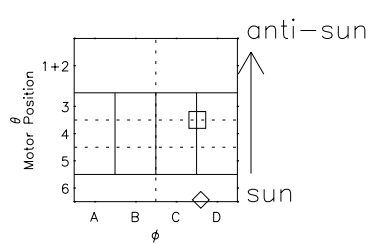


Galileo EPD Real Time Azimuth Anisotropies 98258

Software Version: RTAZIM_NORM V 1.20
 Data Production: 06-03-00
 Plot Production: Sun Sep 16 14:39:08 2001
 Color File: wondr3
 Geofactor File: 1.1



| | | | | | |
|----------------------|--------|--------|--------|----------------------|------------------------|
| 00:00:00 1998-258 | 258-06 | 258-12 | 258-18 | 00:00:00 1998-259 | |
| + | + | + | + | + | X JSE(R _j) |
| -80.27 | -79.12 | -77.95 | -76.75 | -75.53 | Y JSE(R _j) |
| -25.82 | -26.06 | -26.30 | -26.53 | -26.75 | Z JSE(R _j) |
| 3.94 | 3.91 | 3.87 | 3.83 | 3.79 | |



- ◇ = Jupiter look direction
- = Corotation look direction