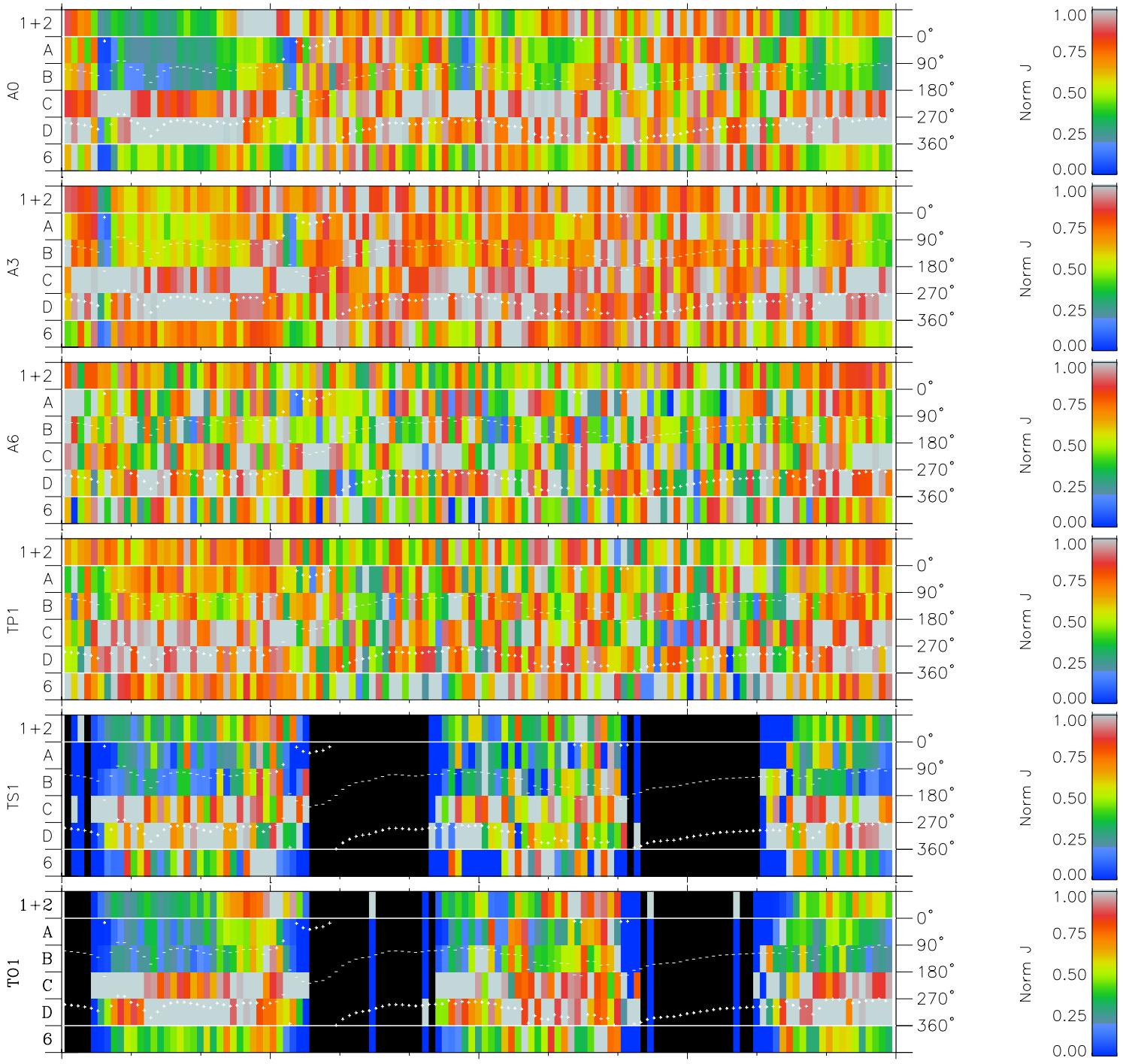
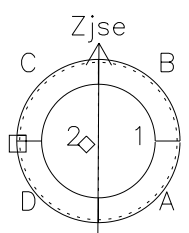
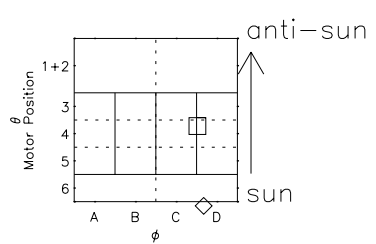


Galileo EPD Real Time Azimuth Anisotropies 98253

Software Version: RTAZIM_NORM V 1.20
Data Production: 06-03-00
Plot Production: Sun Sep 16 14:24:57 2001
Color File: wondr3
Geofactor File: 1.1



00:00:00 1998-253	253-06	253-12	253-18	00:00:00 1998-254	
+	+	+	+	+	X $JSE(R_j)$
-99.34	-98.55	-97.74	-96.91	-96.07	Y $JSE(R_j)$
-20.03	-20.35	-20.67	-20.99	-21.30	Z $JSE(R_j)$
4.46	4.45	4.43	4.41	4.39	



◇ = Jupiter look direction
□ = Corotation look direction