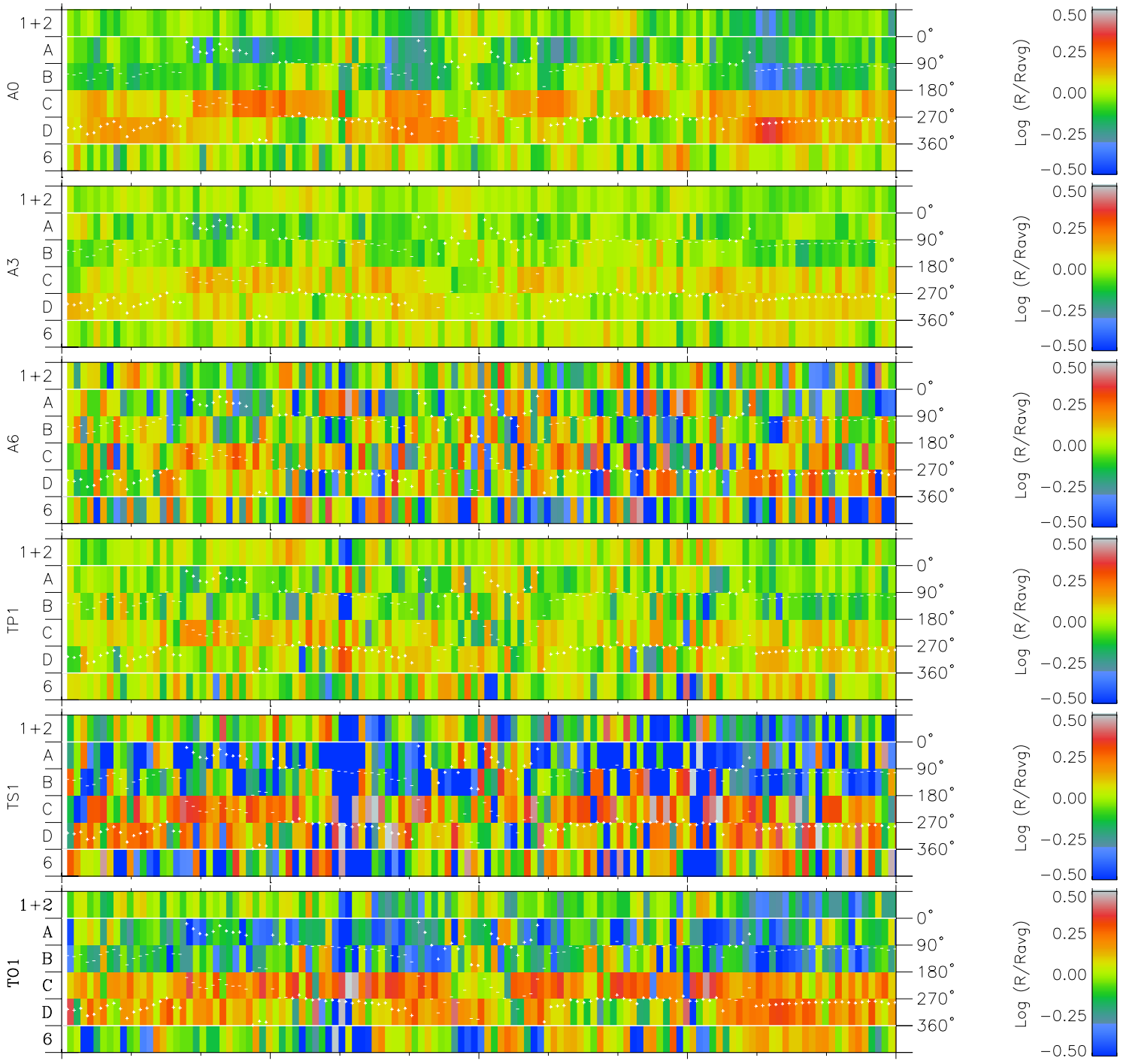
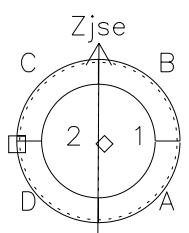
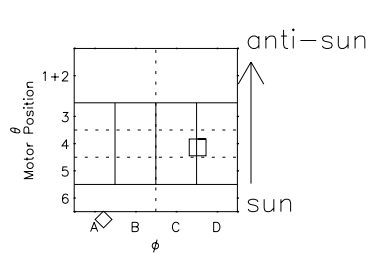


# Galileo EPD Real Time Azimuth Anisotropies 98239

Software Version: RTAZIM\_MEAN V 1.20  
 Data Production: 06-03-00  
 Plot Production: Sun Sep 16 12:33:31 2001  
 Color File: wondr3  
 Geofactor File: 1.1



Time	X JSE( $R_j$ )	Y JSE( $R_j$ )	Z JSE( $R_j$ )
00:00:00 1998-239	-123.50	0.07	4.62
239-06	-123.38	-0.30	4.63
239-12	-123.24	-0.67	4.64
239-18	-123.10	-1.04	4.65
00:00:00 1998-240	-122.94	-1.42	4.66



- ◇ = Jupiter look direction
- = Corotation look direction