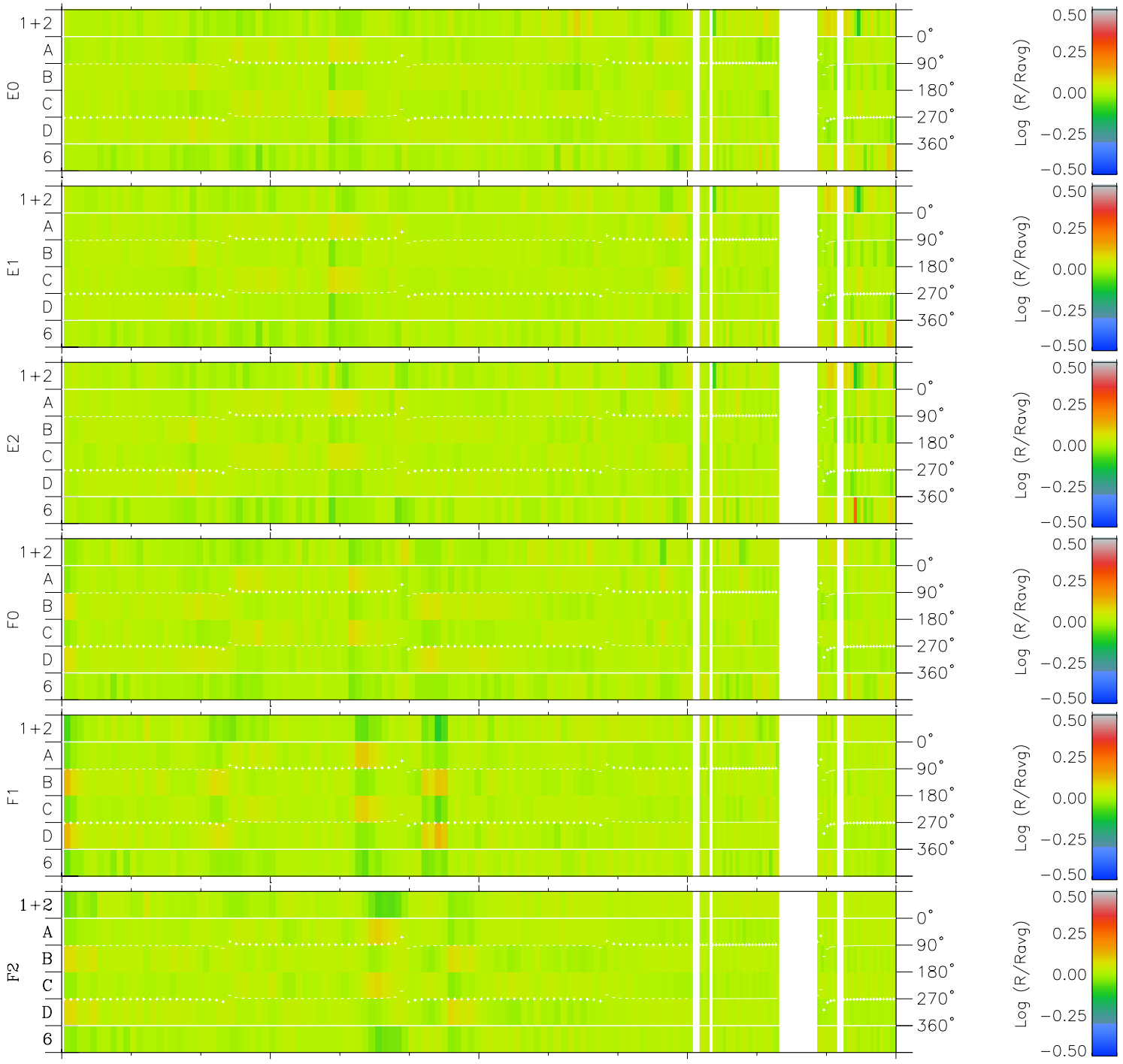
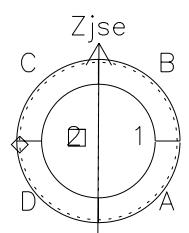
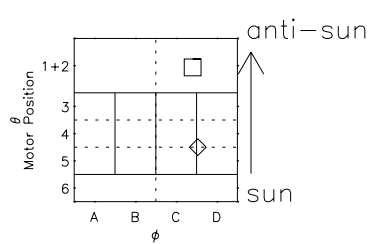


# Galileo EPD Real Time Azimuth Anisotropies 98151

Software Version: RTAZIM\_MEAN V 1.20  
 Data Production: 06-03-00  
 Plot Production: Sun Sep 16 09:58:09 2001  
 Color File: wondr3  
 Geofactor File: 1.1



00:00:00 1998-151	151-06	151-12	151-18	00:00:00 1998-152	
+	+	+	+	+	X $\text{JSE}(R_j)$
-1.22	1.83	4.79	7.34	8.78	Y $\text{JSE}(R_j)$
-17.92	-15.17	-11.74	-7.38	-2.03	Z $\text{JSE}(R_j)$
0.80	0.60	0.38	0.12	-0.16	



- $\diamond$  = Jupiter look direction
- $\square$  = Corotation look direction