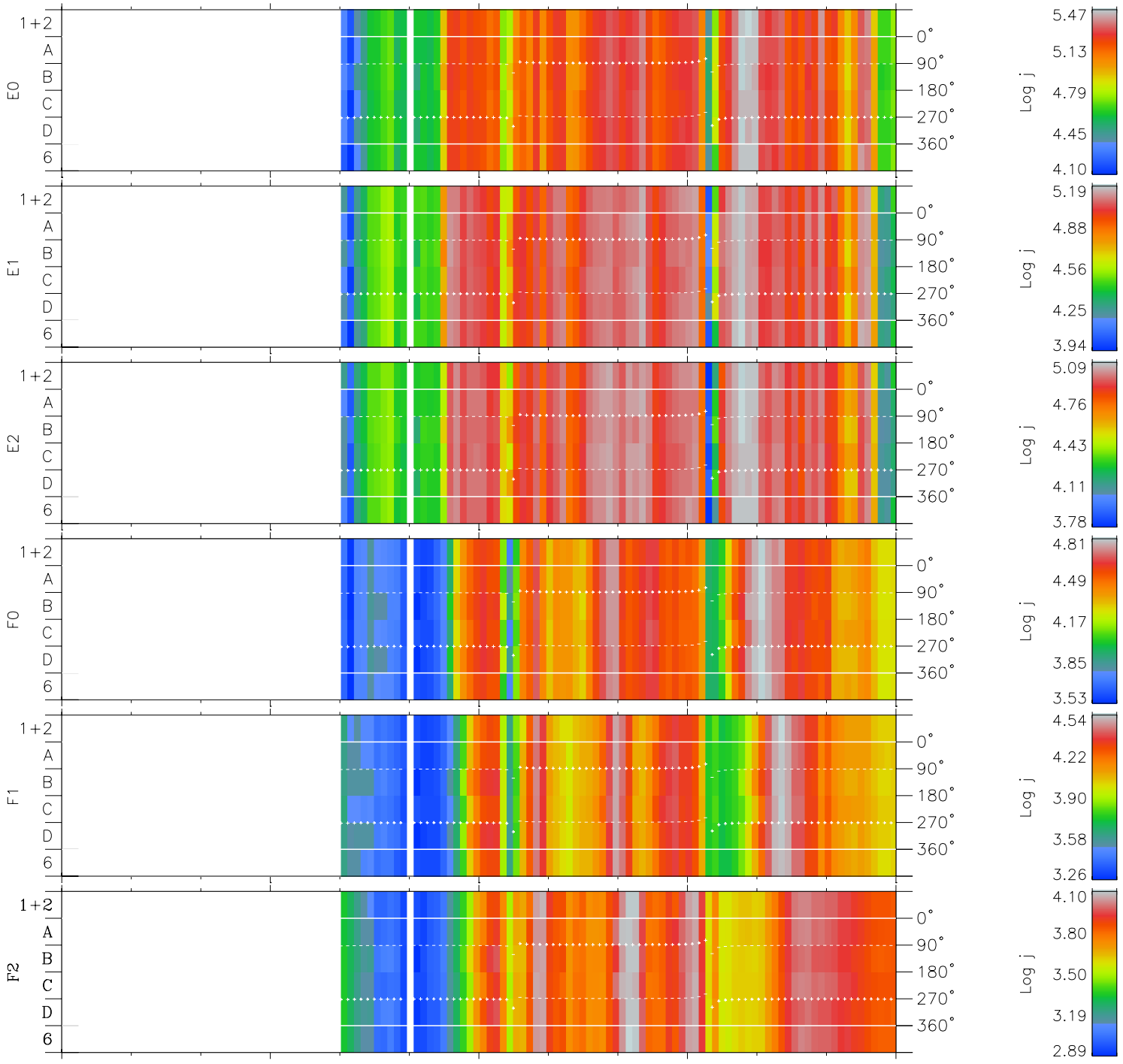
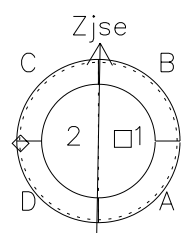
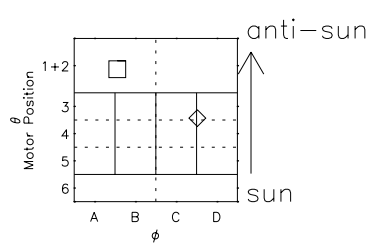


Galileo EPD Real Time Azimuth Anisotropies 97349

Software Version: RTAZIM_FLUX V 1.20
 Data Production: 06-03-00
 Plot Production: Sun Sep 16 08:56:41 2001
 Color File: wondr3
 Geofactor File: 1.1



| | | | | | |
|----------------------|----------------------|----------------------|----------------------|----------------------|------------------------|
| 00:00:00 1997-349 | 06:00:00 1997-349 | 12:00:00 1997-349 | 18:00:00 1997-349 | 00:00:00 1997-350 | |
| + | + | + | + | + | X JSE(R _j) |
| -1.85 | 1.03 | 3.86 | 6.44 | 8.34 | Y JSE(R _j) |
| -19.64 | -16.69 | -13.60 | -9.78 | -5.01 | Z JSE(R _j) |
| 1.06 | 0.86 | 0.65 | 0.42 | 0.14 | |



◇ = Jupiter look direction
 □ = Corotation look direction