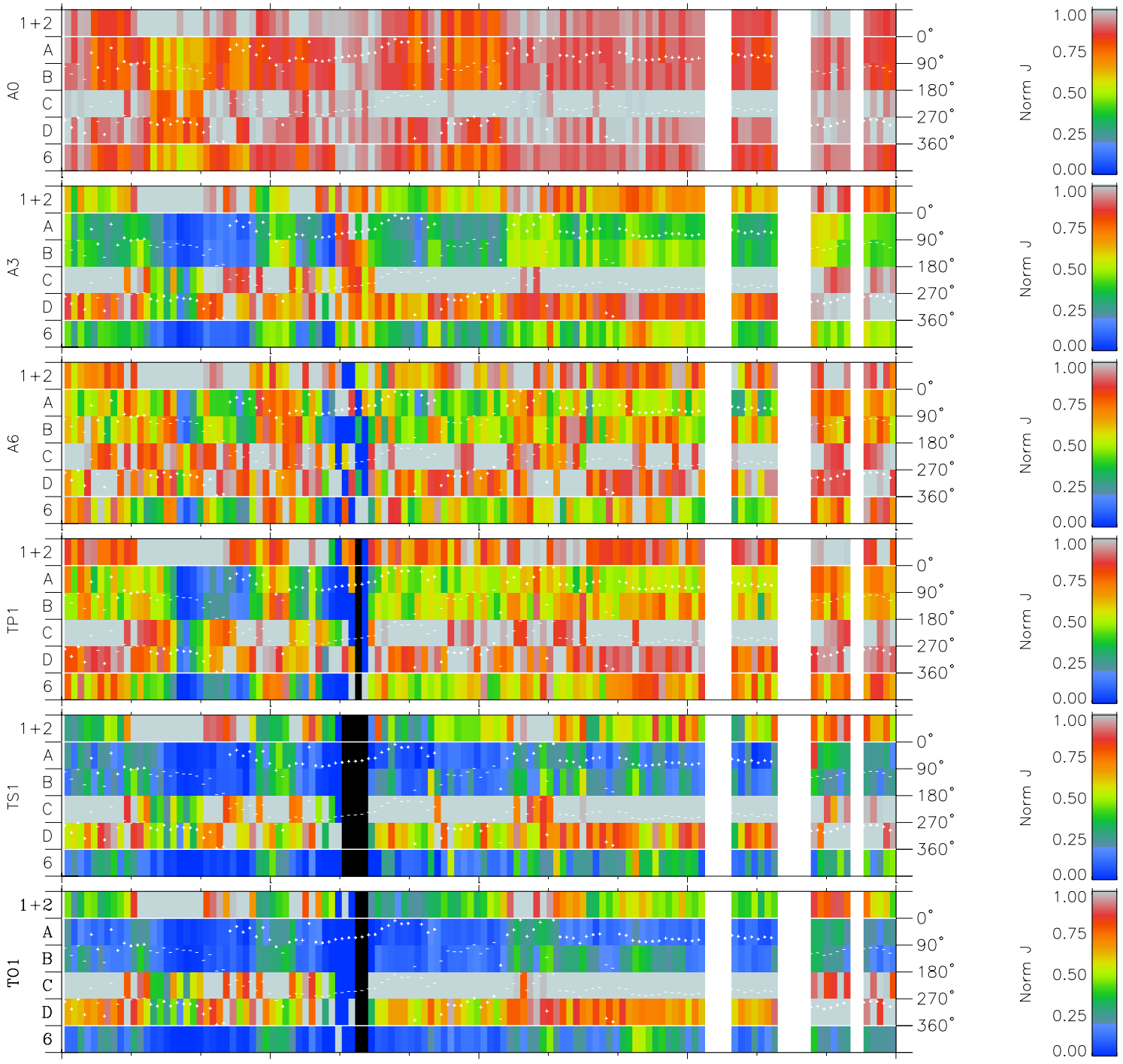
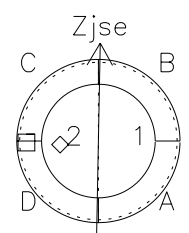
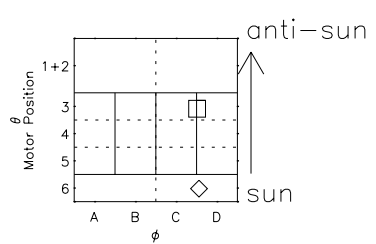


Galileo EPD Real Time Azimuth Anisotropies 97295

Software Version: RTAZIM_NORM V 1.20
 Data Production: 06-03-00
 Plot Production: Sun Sep 16 06:08:04 2001
 Color File: wondr3
 Geofactor File: 1.1



00:00:00 1997-295	295-06	295-12	295-18	00:00:00 1997-296	
+	+	+	+	+	
-85.78	-85.14	-84.47	-83.78	-83.08	X JSE(R _j)
-29.73	-30.07	-30.41	-30.73	-31.06	Y JSE(R _j)
2.21	2.22	2.23	2.24	2.25	Z JSE(R _j)



- ◇ = Jupiter look direction
- = Corotation look direction